



The Razer Chimaera Wireless Gaming Headset for Xbox 360® has everything you need for up to 12 hours of battling and smack-talking your friends in absolute comfort. Building on our extensive expertise from PC gaming, this wireless headset is designed to provide a high definition sound combined with an ergonomic design to maximize comfort.

The included base station doubles up as a charging dock and storage unit to keep your Razer Chimaera ready to dominate everyone on Xbox LIVE.

MASTER GUIDE

CONTENTS

1. Package Contents
2. System & Hardware Requirements
3. Key Features
4. Technical Specifications
5. Installation and Setup / Registration / Technical Support
6. Using Your Razer Chimaera
7. Legalese

1. PACKAGE CONTENTS

- Razer Chimaera Wireless Gaming Headset for Xbox 360®
- Charging Dock Base Station
- Cables:
 - RCA Cable
 - AC Adapter
 - 2.5mm to 2.5mm Stereo Cable (For Controller Connection)
- 2 AAA Rechargeable Batteries
- Quick Start Guide
- Master Guide

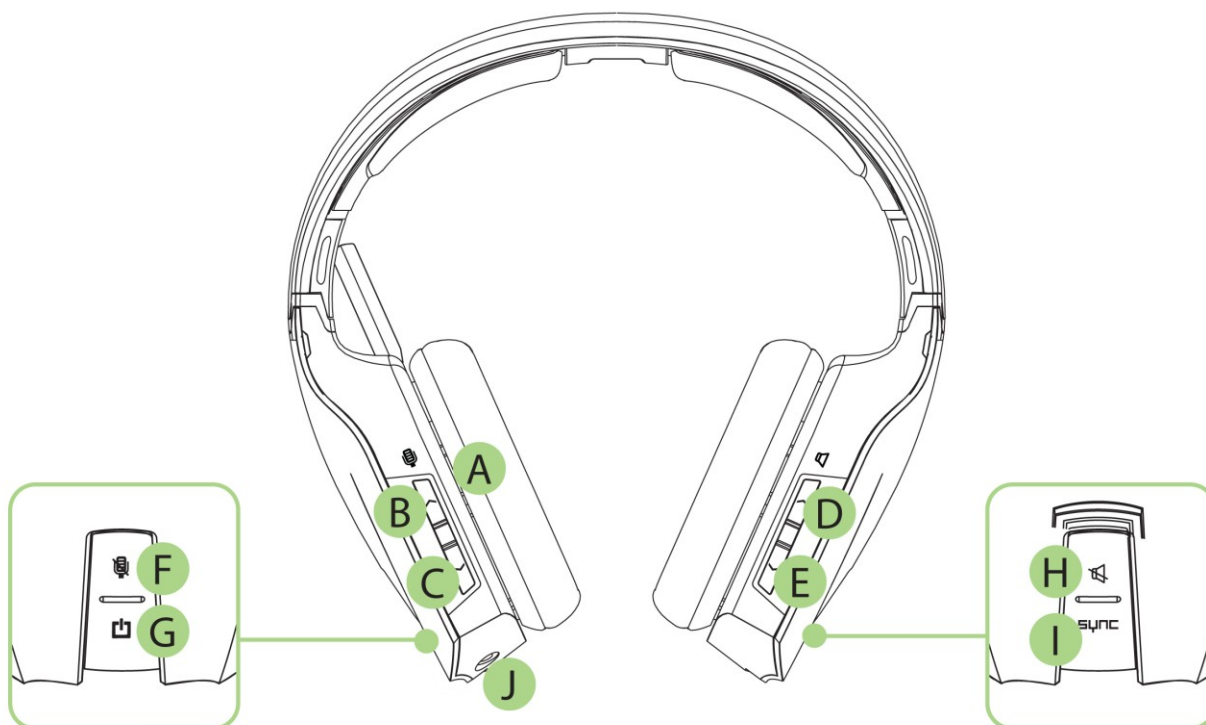
2. SYSTEM & HARDWARE REQUIREMENTS

- Xbox 360®
- Composite Cable (or Component HD AV Cable)

OR

- PC

3. KEY FEATURES



A. 2.0 Stereo Sound

B. Left Button 1 – Outgoing Microphone Volume Up

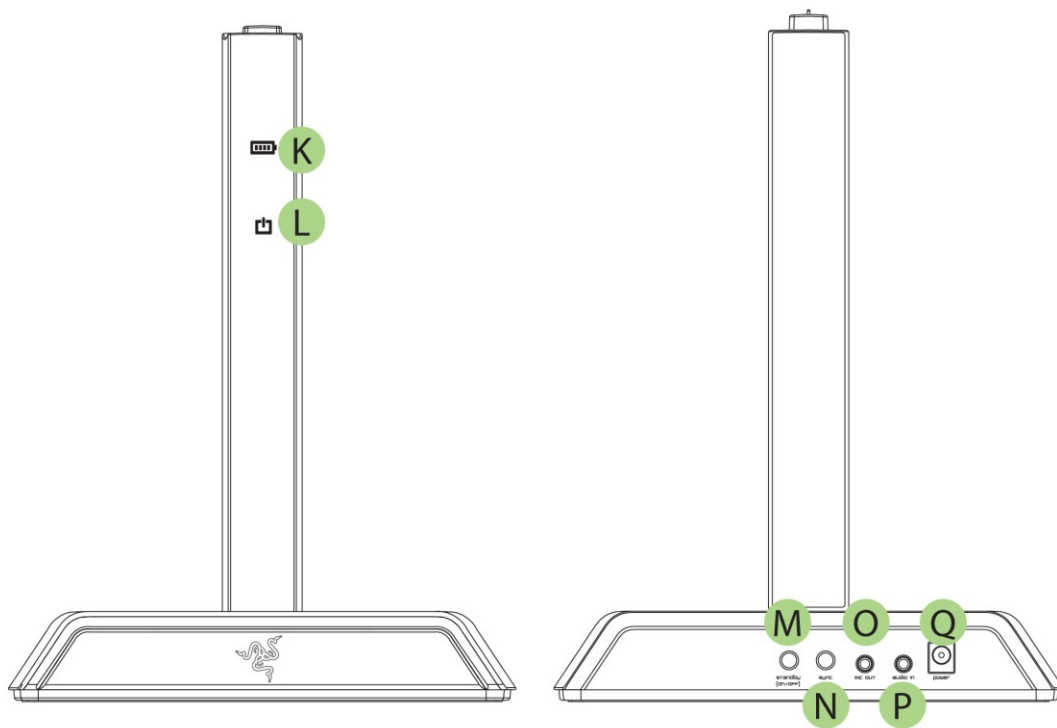
C. Left Button 2 – Outgoing Microphone Volume Down

D. Right Button 1 – Volume Up

E. Right Button 2 – Volume Down

F. Left Button 3 – Microphone Mute

G. Left Button 4 – Power Button



H. Right Button 3 – Volume Mute

I. Right Button 4 – Synchronization Button

J. Microphone Jack

K. Charging LED

L. Standby LED

M. Standby Button (On / Off)

N. Synchronization Button

O. Microphone Out

P. Audio In

Q. AC Connector

4. TECHNICAL SPECIFICATIONS

Wireless Headset Dimensions (in mm): 200 (W) x 204 (H) x 88 (D)

HEADPHONES

- Radio Frequency: 2.4GHz
- Wireless Range: 32.8 Ft / 10m
- Frequency Response: 20 - 20,000 Hz
- Impedance: 32Ω at 1kHz
- Sensitivity (@1kHz, 1V/Pa): 105dB +/- 2dB
- Drivers: 50 mm, With Neodymium Magnets
- Batteries: 2 AAA Batteries (Up to 12 Hours Battery Life)
- Charging Time: 3 Hours

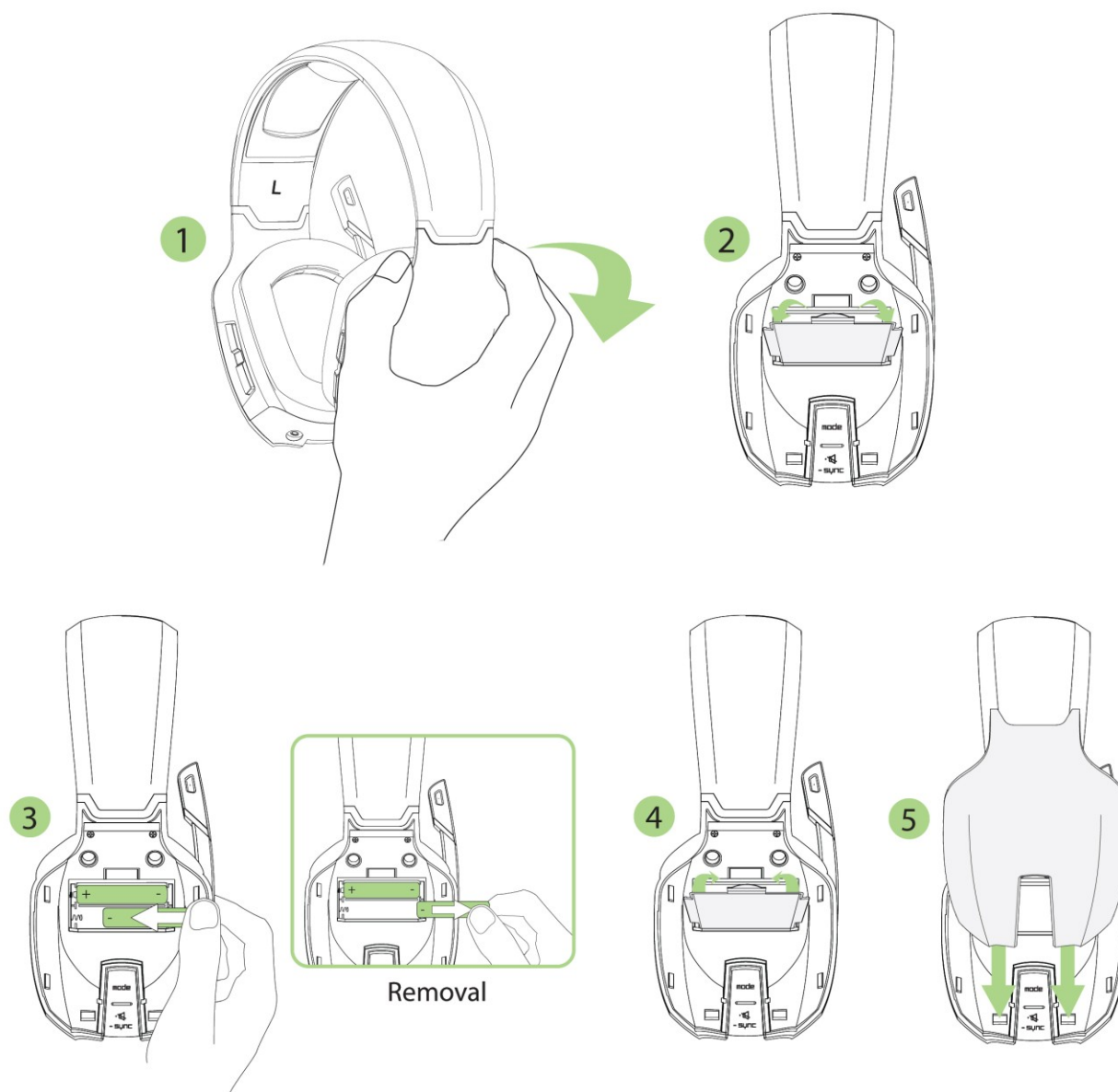
MICROPHONE

- Frequency Response: 130 - 10,000 Hz
- Sensitivity (@1kHz, 1V/Pa): -42 ± 2 dB
- Signal-to-Noise Ratio: >55 dB
- Pick-up Pattern: Uni-directional

5. INSTALLATION AND SETUP / REGISTRATION / TECHNICAL SUPPORT

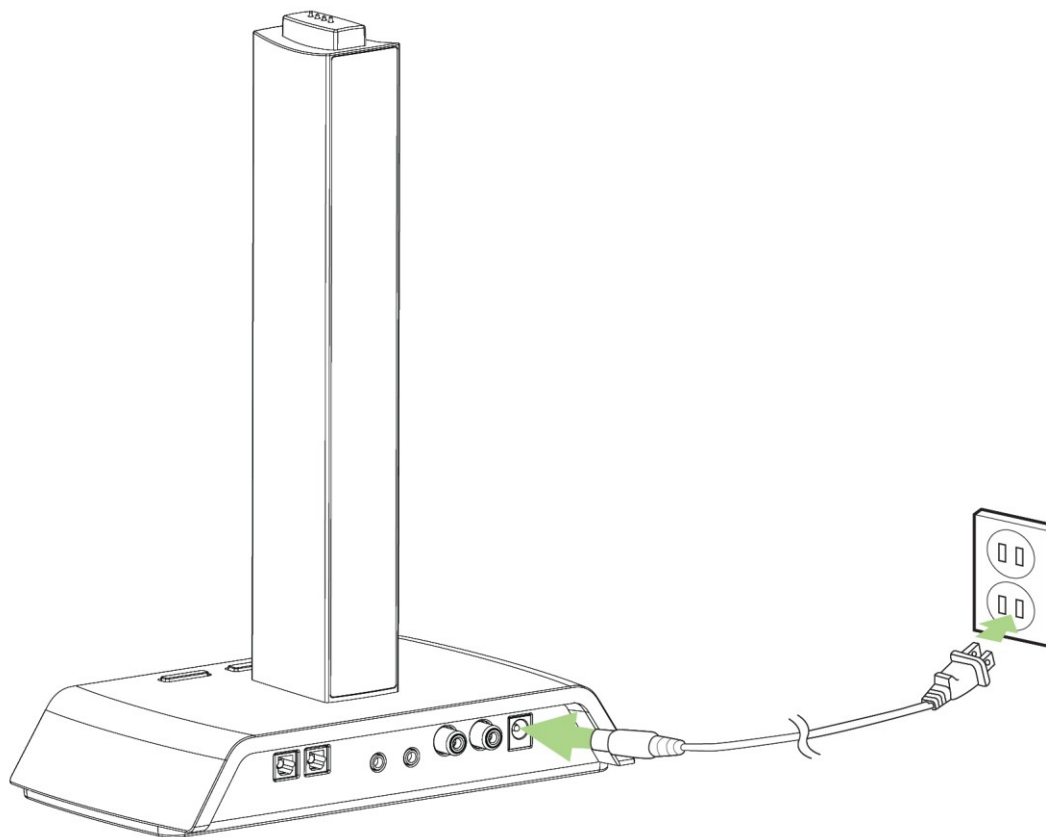
BATTERY INSTALLATION

For best results, fully charge the batteries before first time use of the Razer Chimaera. A depleted battery will be fully charged in about 3 hours.



CAUTION: Use AAA batteries and the supplied adaptor only.

POWER




For US*, Japan and Taiwan
- Voltage: 100-240V ~ 50/60/Hz

* Please note that in the United States, a polarized plug is used. It can only be inserted one way.



For France, Germany, Sweden, Switzerland and Korea
- Voltage: 100-240V ~ 50/60/Hz

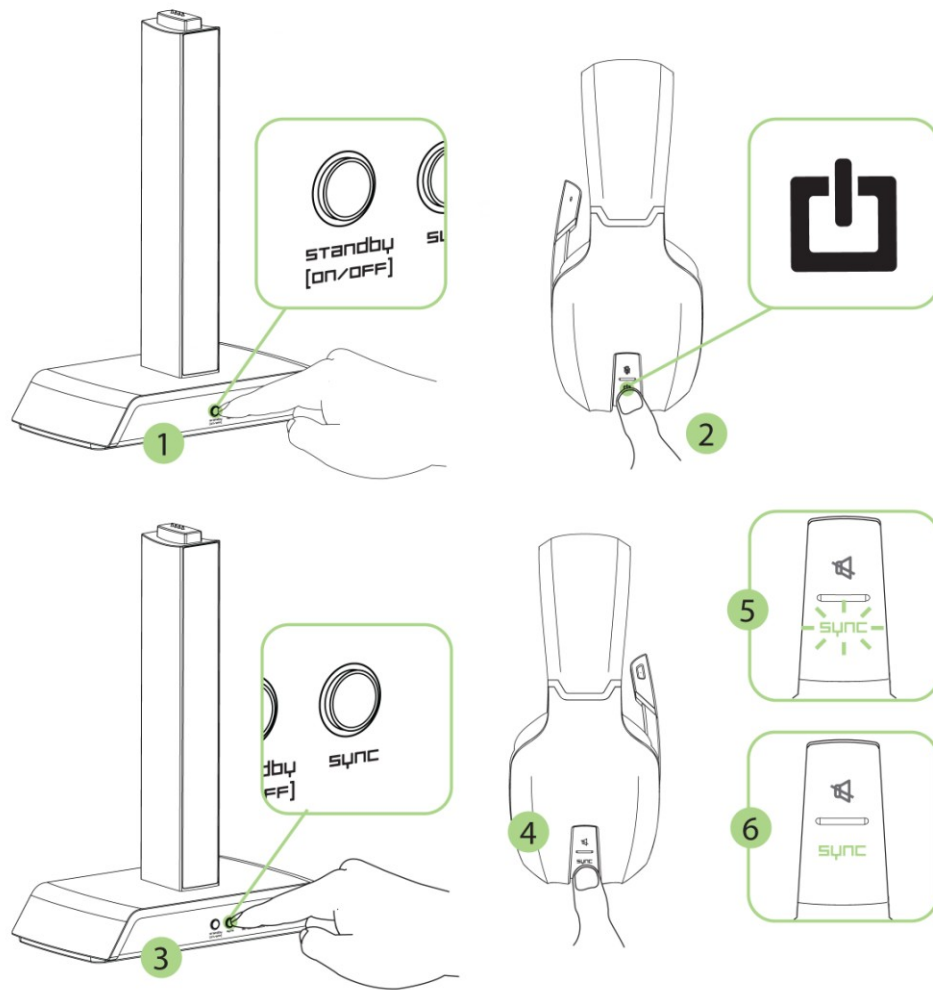


For UK, Singapore, India and Hong Kong
- Voltage: 100-240V ~ 50/60/Hz



For Australia
- Voltage: 100-240V ~ 50/60/Hz

SYNCHRONIZATION

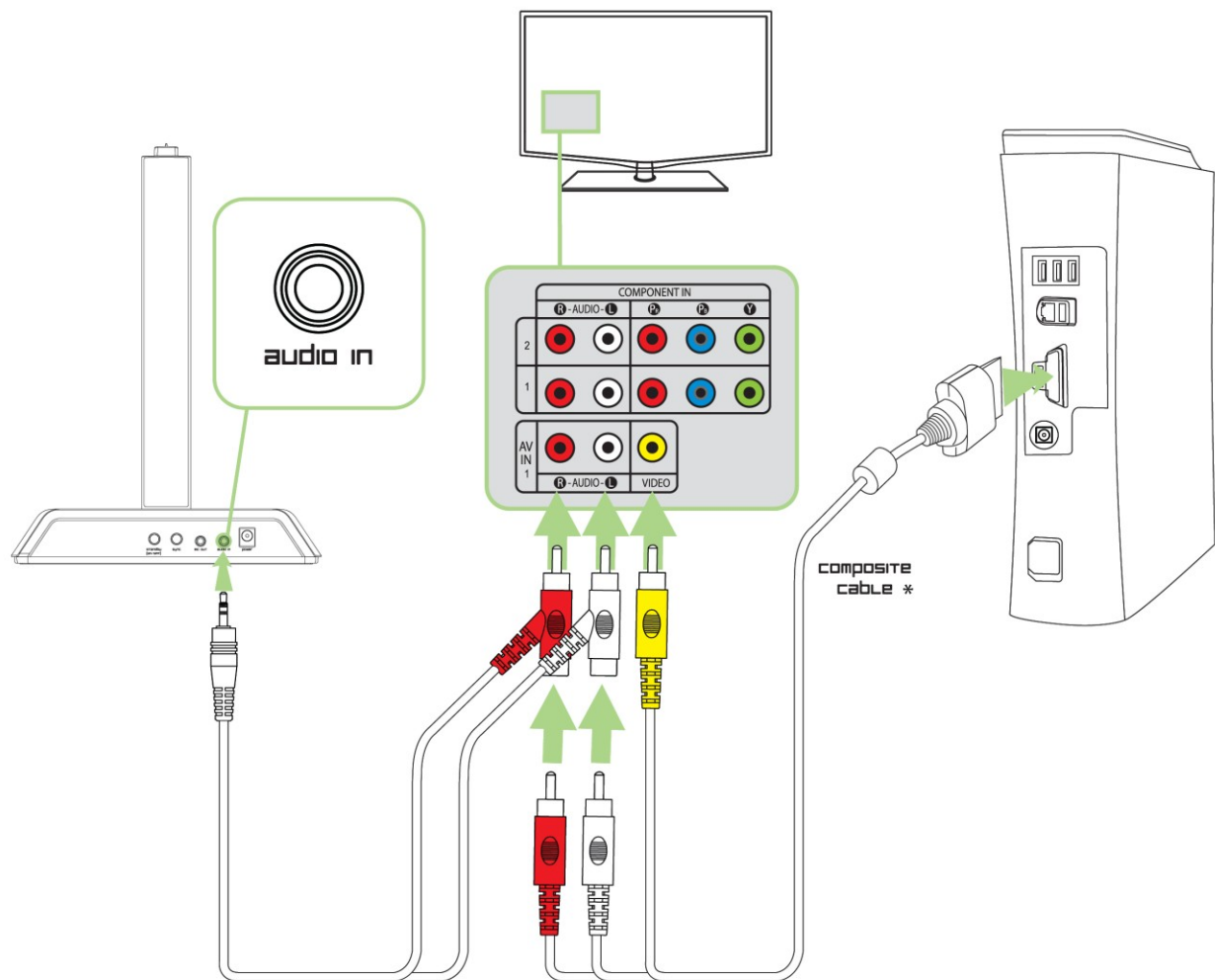


CONTROLLER



CONNECTIVITY TO XBOX 360®

AUDIO



* Not Included

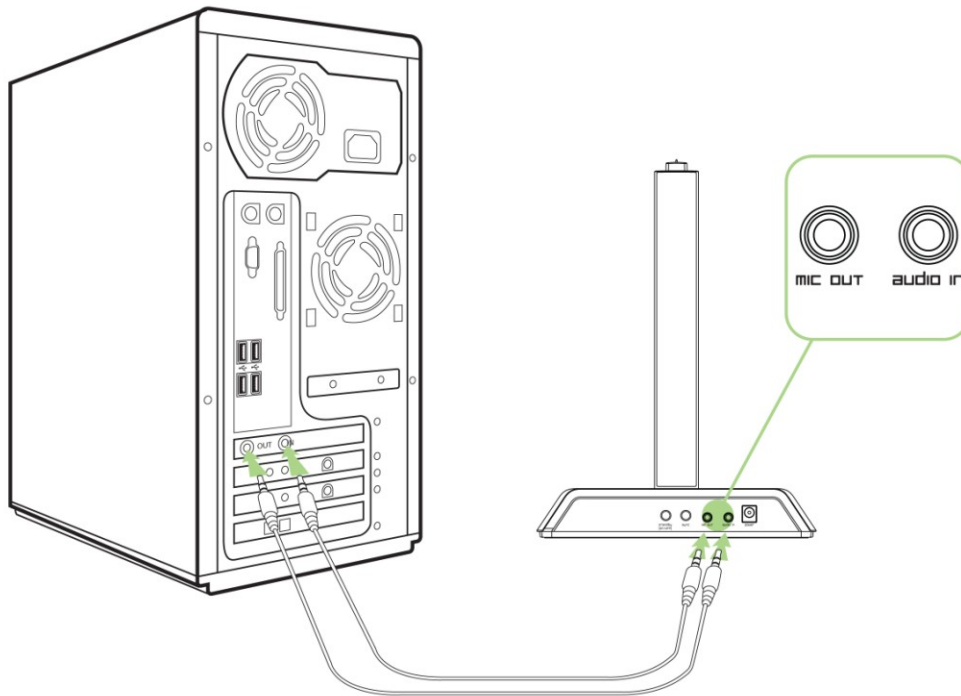
Seamless Xbox LIVE Connectivity

To minimize possible occurrences of wireless interference affecting Xbox LIVE connectivity, we recommend one of the following:

1. That you place the Razer Chimaera and your Xbox 360 at least 40 inches apart.
2. Setting a dedicated router channel for your Razer Chimaera. Do check out the user manual for your router for configuration details.
3. Set up a wired LAN connection to your Xbox 360.

CONNECTIVITY TO PC

AUDIO



* Not Included

NOTE: When transitioning back from PC to Xbox usage, we advise you to remove the jacks connected to your PC.

REGISTERING YOUR RAZER CHIMAERA

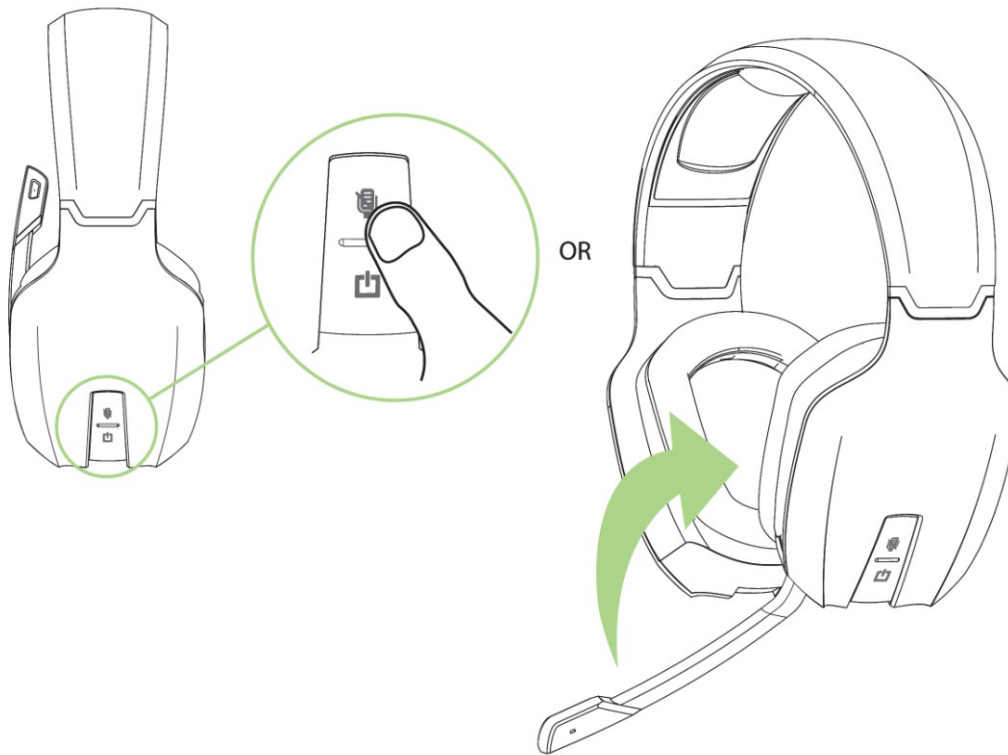
Please visit www.razerzone.com/registration/ for online product registration.

What you'll get:

- 1 year limited manufacturer's warranty
- Free online technical support at www.razersupport.com.

6. USING YOUR RAZER CHIMAERA

MUTING THE MICROPHONE



Press Left Button 3.

OR

Twist the microphone upwards.

POWER MANAGEMENT





If the headset does not receive an audio signal for 10 minutes, the headset will automatically power down to conserve energy.

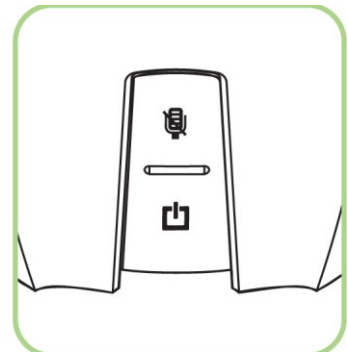
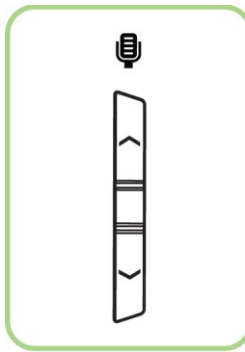
If the power in the headset drops below a 10% charge, a beeping sound will be emitted from the unit at a 2 minute interval. At this point, please charge the headset.

USING THE BUTTONS





HEADSET

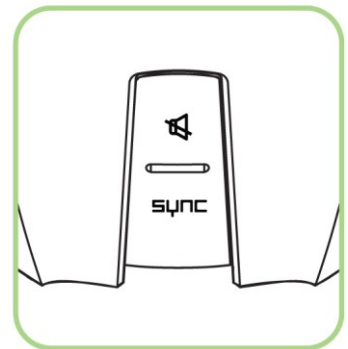
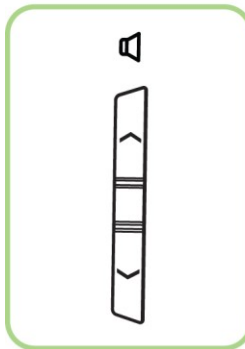
Buttons On The Left Ear Cup

- Press  and  to increase/decrease the microphone volume.
- Press  to mute the microphone.
- Hold  to power on/off the headset.




Buttons On The Right Ear Cup

- Press  and  to increase/decrease the audio volume.
- Press  to mute the audio volume.
- Hold  to pair the headset with the base station.




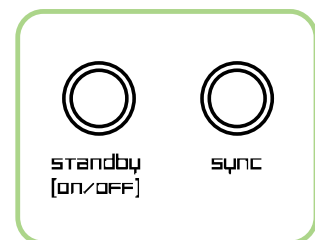
BASE STATION

Standby Button

- Press  to turn on/off the power of the base station.

Source/Synchronization Button











- Hold  to pair the base station with the headset.









LED STATUS INDICATORS

The Razer Chimaera has various LED status indicators on the headset and charging dock base station.

HEADSET

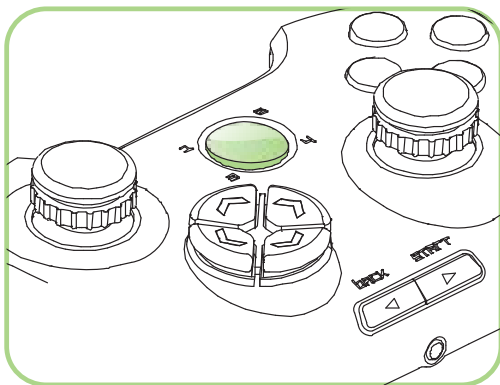
	CONSTANT	FLASHING	OFF
Power	 On	 Battery <10%	 Off
Microphone	 Mute	NA	 Unmute
Volume	 Mute	NA	 Unmute
Synchronization	 Paired	 Pairing	 Unpaired

CHARGING DOCK STATION

Charging	 100% charged	 <100% charged	NA	 No Headset docked
Standby/ Synchronization	 Unit powered on	 Unit on Standby	 Pairing	NA

VOICE AND GAME VOLUME SETTINGS

1. On the Xbox Dashboard or in-game, press the Guide button.



2. Select Settings > Preferences > Voice.

3. Voice volume – Set the voice volume of your friends in game.

4. Game volume – Set the game volume during chat.

8. LEGALESE

COPYRIGHT AND INTELLECTUAL PROPERTY INFORMATION

©2011 Razer USA Ltd. Patent Pending. All Rights Reserved. Razer™, the Razer Triple-Headed Snake logo, the Razer distressed word logo and other trademarks contained herein are trademarks or registered trademarks of Razer USA Ltd and/or its affiliated or associated companies, registered in the United States and/or other countries. Windows and the Windows logo are trademarks of the Microsoft group of companies.

Razer USA Ltd ("Razer") may have copyright, trademarks, trade secrets, patents, patent applications, or other intellectual property rights (whether registered or unregistered) concerning the product in this Master Guide. Furnishing of this Master Guide does not give you a license to any such copyright, trademark, patent or other intellectual property right. The Razer Chimaera product (the "Product") may differ from pictures whether on packaging or otherwise. Razer assumes no responsibility for such differences or for any errors that may appear. Information contained herein is subject to change without notice.

LIMITED PRODUCT WARRANTY

For the latest and current terms of the Limited Product Warranty, please visit <http://warranty.razerzone.com>.

LIMITATION OF LIABILITY

Razer shall in no event be liable for any lost profits, loss of information or data, special, incidental, indirect, punitive or consequential or incidental damages, arising in any way out of distribution of, sale of, resale of, use of, or inability to use the Product. In no event shall Razer's liability exceed the retail purchase price of the Product.

COSTS OF PROCUREMENT

For the avoidance of doubt, in no event will Razer be liable for any costs of procurement unless it has been advised of the possibility of such damages, and in no case shall Razer be liable for any costs of procurement liability exceeding the retail purchase price of the Product.

GENERAL

These terms shall be governed by and construed under the laws of the jurisdiction in which the Product was purchased. If any term herein is held to be invalid or unenforceable, then such term (in so far as it is invalid or unenforceable) shall be given no effect and deemed to be excluded without invalidating any of the remaining terms. Razer reserves the right to amend any term at any time without notice.