



# RAZER HAMMERHEAD DUO - COMPATIBLE WITH THE NINTENDO SWITCH™

MASTER GUIDE

The **Razer Hammerhead Duo** takes its name from its custom-tuned dual drivers for a full range of sound when gaming on the Nintendo Switch™. It has a durable aluminum frame, easily manageable braided cables, and a convenient in-line mic, making it the ideal daily driver for gaming on the go.

**CONTENTS**

1. WHAT’S INSIDE / WHAT’S NEEDED ..... 3

2. LET’S GET YOU COVERED ..... 5

3. TECHNICAL SPECIFICATIONS..... 6

4. SETTING UP YOUR IN-EAR HEADSET ..... 7

5. SAFETY AND MAINTENANCE ..... 9

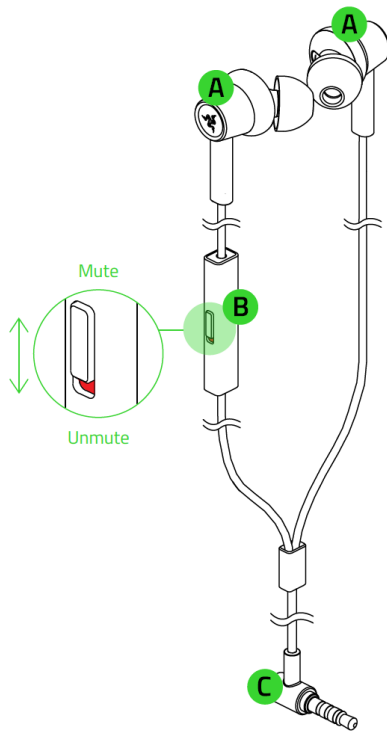
6. LEGALESE..... 10

---

## 1. WHAT'S INSIDE / WHAT'S NEEDED

### WHAT'S INSIDE

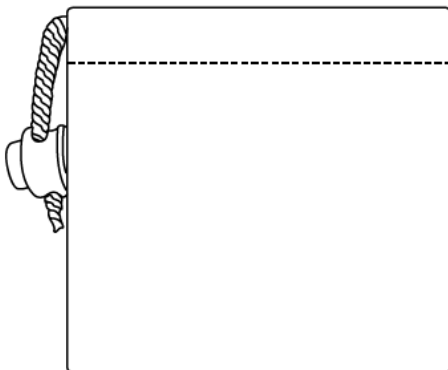
- Razer Hammerhead Duo - Compatible with the Nintendo Switch™



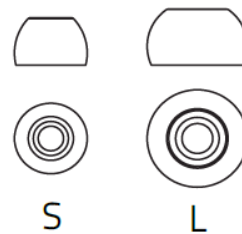
- A. Dual driver headphones with removable (M) silicone tips
- B. In-line microphone and microphone mute toggle\*
- C. Analog 3.5 mm audio/mic combined jack

*\*Limited functionality on selected devices.*

- Dedicated carry case



- Additional silicone tips in 2 varying sizes (S, L)



- Important Product Information Guide

## WHAT'S NEEDED

### AUDIO USAGE

- Devices with 3.5 mm audio jack

### AUDIO + MICROPHONE USAGE

- Devices with 3.5 mm audio + mic combined jack

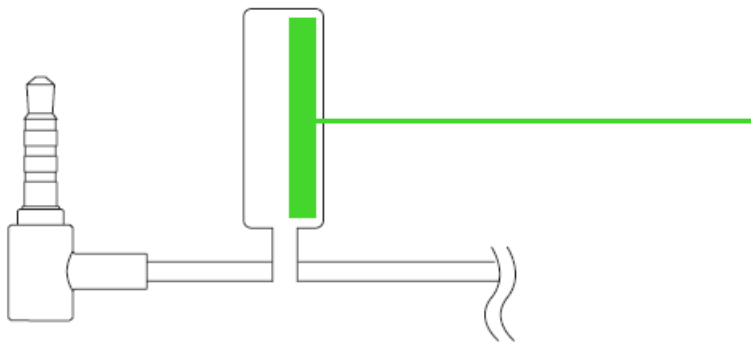


*Compatible with Nintendo Switch/PC/Mac/ PS4/Xbox One (Xbox One Stereo Headset Adapter may be required, purchased separately).*

---

## 2. LET'S GET YOU COVERED

You've got a great device in your hands, complete with a 2-year limited warranty coverage. Now maximize its potential and score exclusive Razer benefits by registering at [razerid.razer.com](https://razerid.razer.com)



*Your product's serial number can be found here.*

Got a question? Ask the Razer Support Team at [support.razer.com](https://support.razer.com)

---

## 3. TECHNICAL SPECIFICATIONS

### HEADPHONES

- Frequency response: 20-20 kHz
- Impedance:  $32\Omega \pm 15\%$
- Sensitivity:  $112 \pm 3$  dB (Max SPL)
- Input Power: 10 mW / 20 mW
- Drivers: Dynamic + Balanced Armature
- Connector: 3.5 mm angled jack
- Cable length: 1.2 m
- Approx. Weight: 17 gm

### MICROPHONE

- Frequency response: 100-10 kHz
- Pick Up Pattern: Omni-directional
- Signal to noise ratio:  $\geq 58$  dB
- Sensitivity:  $-40 \pm 3$  dB
- Control: Mic mute enable/disable

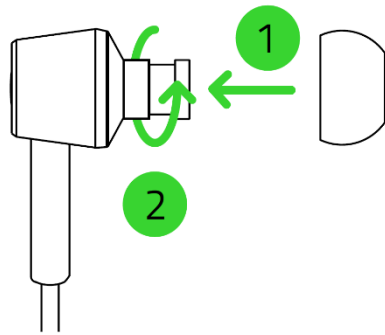
### COMPATIBILITY

- Devices with 3.5mm audio jack
- Devices with 3.5mm audio + microphone combined jack

---

## 4. SETTING UP YOUR IN-EAR HEADSET

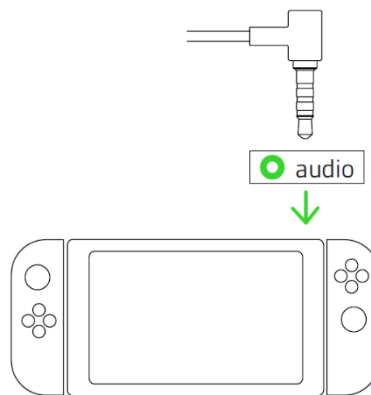
1. (Optional) Interchange the ear-tips to a larger/smaller size to achieve more comfort and improve sound quality.



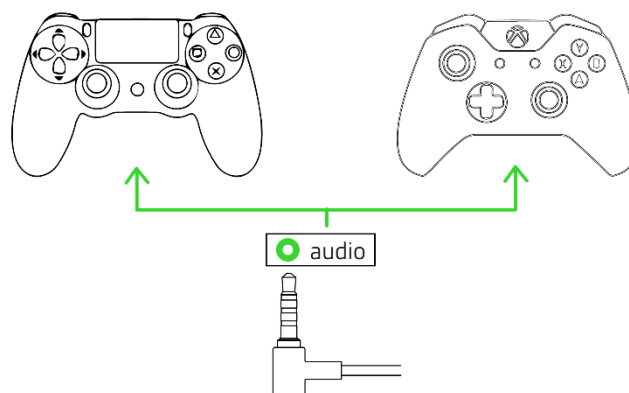
*To install an ear-tip, push and gently twist the ear-tip onto the tip of the earpiece until it is secured in place.*

2. Connect the in-ear headset to your device.

### For Nintendo Switch



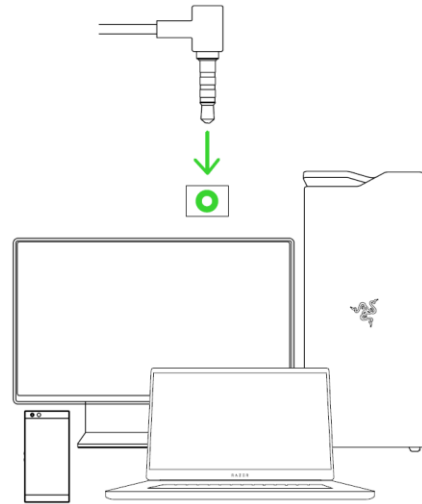
### For PS4 / Xbox One



*An Xbox One Stereo Headset Adapter may be required (purchased separately).*

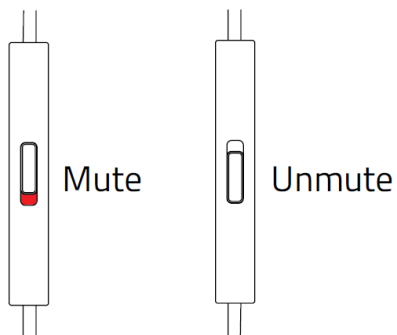


## For PC / Mac / Smartphones



**i** *An audio splitter (purchased separately) may be required for PCs with separate audio output and microphone input jacks.*

3. Mute or unmute the microphone as needed.



---

## 5. SAFETY AND MAINTENANCE

### SAFETY GUIDELINES

In order to achieve maximum safety while using your Razer Hammerhead Duo - Compatible with the Nintendo Switch™, we suggest that you adopt the following guidelines:

Should you have trouble operating the device properly and troubleshooting does not work, unplug the device and contact the Razer hotline or go to [support.razer.com](https://support.razer.com) for assistance.

Do not take apart the device (doing so will void your warranty) and do not attempt to operate it under abnormal current loads.

Don't yank out the earpiece from your ears after each use, as the sudden release of air pressure might cause potential discomfort.

Keep the device away from liquid, humidity or moisture. Operate the device only within the specific temperature range of 0°C (32°F) to 40°C (104°F). Should the temperature exceed this range, unplug and/or switch off the device in order to let the temperature stabilize to an optimal level.

The device isolates external ambient sounds even at low volumes, resulting in lowered awareness of your external surroundings. Please remove the device when engaging in any activities that requires active awareness of your surroundings.

Listening to excessively loud volumes over extended periods of time can damage your hearing. Furthermore, legislation of certain countries permits a maximum sound level of 86dB to affect your hearing for 8 hours a day. We therefore recommend that you reduce the volume to a comfortable level when listening for prolonged periods of time. Please, take good care of your hearing.

### MAINTENANCE AND USE

The Razer Hammerhead Duo - Compatible with the Nintendo Switch™ requires minimum maintenance to keep it in optimum condition. Once a month we recommend you unplug the device and clean it using a soft cloth or cotton swab to prevent dirt buildup. Do not use soap or harsh cleaning agents.

---

## 6. LEGALESE

### **COPYRIGHT AND INTELLECTUAL PROPERTY INFORMATION**

©2019 Razer Inc. All rights reserved. Razer, the triple-headed snake logo, Razer logo, “For Gamers. By Gamers.”, and “Powered by Razer Chroma” logo are trademarks or registered trademarks of Razer Inc. and/or affiliated companies in the United States or other countries. All other trademarks and trade names are the property of their respective owners and other company and product names mentioned herein may be trademarks of their respective companies.

Razer Inc. (“Razer”) may have copyright, trademarks, trade secrets, patents, patent applications, or other intellectual property rights (whether registered or unregistered) concerning the product in this guide. Furnishing of this guide does not give you a license to any such copyright, trademark, patent or other intellectual property right. The Razer Hammerhead Duo - Compatible with the Nintendo Switch™ (the “Product”) may differ from pictures whether on packaging or otherwise. Razer assumes no responsibility for such differences or for any errors that may appear. Information contained herein is subject to change without notice.

### **LIMITED PRODUCT WARRANTY**

For the latest and current terms of the Limited Product Warranty, please visit [razer.com/warranty](https://razer.com/warranty).

### **LIMITATION OF LIABILITY**

Razer shall in no event be liable for any lost profits, loss of information or data, special, incidental, indirect, punitive or consequential or incidental damages, arising in any way out of distribution of, sale of, resale of, use of, or inability to use the Product. In no event shall Razer’s liability exceed the retail purchase price of the Product.

### **GENERAL**

These terms shall be governed by and construed under the laws of the jurisdiction in which the Product was purchased. If any term herein is held to be invalid or unenforceable, then such term (in so far as it is invalid or unenforceable) shall be given no effect and deemed to be excluded without invalidating any of the remaining terms. Razer reserves the right to amend any term at any time without notice.