



## DRIVER INSTALLATION INSTRUCTIONS

RAZER BLADE 15" (2018) BASE MODEL REALTEK AUDIO ALC298 APP  
VERSION 1.2.147.0

---

## DRIVER INSTALLATION INSTRUCTIONS

### APPLICABLE MODEL NUMBERS

- RZ09-02705

### DRIVER NAME AND VERSION

Realtek Audio ALC298 App Version 1.2.147.0

### INSTRUCTIONS

**Note:** This download is for the original driver that was installed on your Razer Blade Laptop. Updates for this driver are available via standard Windows Updates. To ensure you have the latest driver installed on your Blade please make sure to apply all available updates from Windows.

Please follow the instructions below to download and install the original driver for your Blade. Following the installation, it is recommended to search for any available Windows Updates.

- Ensure your Blade is plugged into a wall outlet and not running on battery alone before proceeding.
- Please save any open documents on your computer and close all other programs before attempting this update
- Download the driver from the link below. You will need to right-click the .zip folder and choose to extract the files to a location of your choosing (such as your desktop) to locate the files for the installation process.

<http://rZR.to/vnzWa>

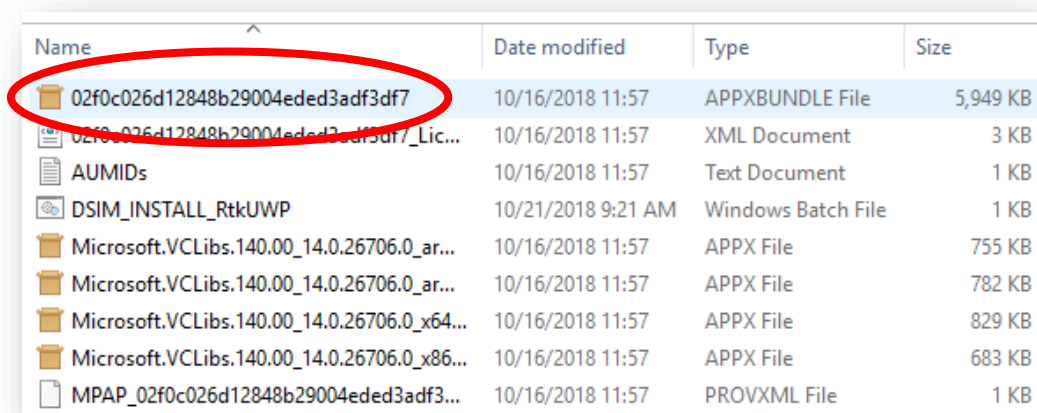
- Once you have extracted the file proceed to the installation steps below.

---

## INSTALLATION PROCESS

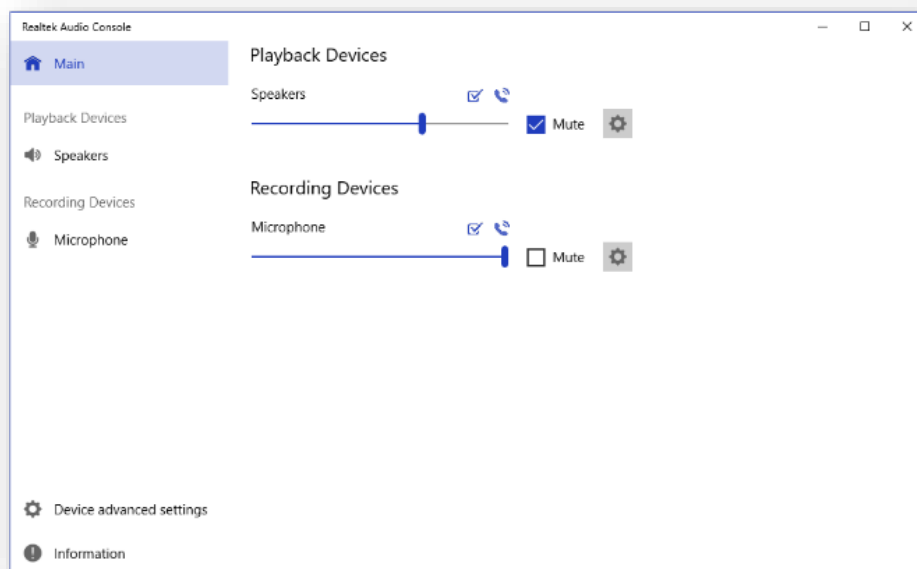
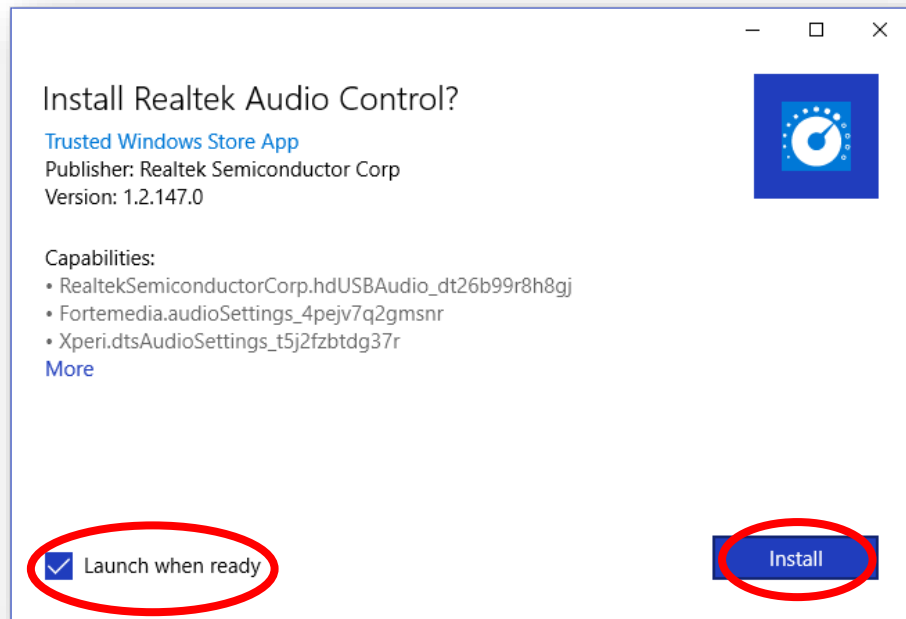
**Note:** This application is dependent upon the installation of the Realtek Audio ALC298 Driver. Please install the driver first if you have not already done so.

1. To initiate the installation process, click on the **02f0c026d12848b29004eded3adf3df7.appxbundle** (APPXBUNDLE File) as shown in the image below.



Name	Date modified	Type	Size
02f0c026d12848b29004eded3adf3df7	10/16/2018 11:57	APPXBUNDLE File	5,949 KB
02f0c026d12848b29004eded3adf3df7/Lic...	10/16/2018 11:57	XML Document	3 KB
AUMIDs	10/16/2018 11:57	Text Document	1 KB
DSIM_INSTALL_RtkUWP	10/21/2018 9:21 AM	Windows Batch File	1 KB
Microsoft.VCLibs.140.00_14.0.26706.0_ar...	10/16/2018 11:57	APPX File	755 KB
Microsoft.VCLibs.140.00_14.0.26706.0_ar...	10/16/2018 11:57	APPX File	782 KB
Microsoft.VCLibs.140.00_14.0.26706.0_x64...	10/16/2018 11:57	APPX File	829 KB
Microsoft.VCLibs.140.00_14.0.26706.0_x86...	10/16/2018 11:57	APPX File	683 KB
MPAP_02f0c026d12848b29004eded3adf3...	10/16/2018 11:57	PROVXML File	1 KB

2. Upon clicking on the 02f0c026d12848b29004eded3adf3df7.appxbundle (APPXBUNDLE File), you will be prompted to install the Realtek Audio Control application. Once installed, the application will launch (this is dependent upon whether the checkbox 'Launch When Ready' is checked off).



3. End