



# RAZER SILA – FAQ – HOW TO MESH

VERSION 1.0

---

## RAZER SILA – FAQ – HOW TO MESH

The Razer Sila features a mesh function which allows you to extend the range of its wireless network further by pairing the main Razer Sila with one or up to two (2) Razer Sila routers (each sold separately).

**Important:** Make sure to configure the Razer Sila devices once at a time.

Before you start, make sure you have:

### RAZER SILA – MESH NETWORK ESSENTIALS

Mobile Phone with Android™ 5.0 Lollipop / iOS® 10 (or higher)

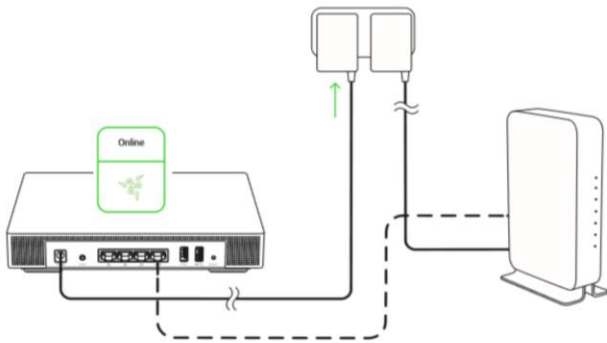
Razer Sila App installed on your mobile device

Main Razer Sila with established / working internet connection

Content from the Razer Sila's package to be configured as mesh

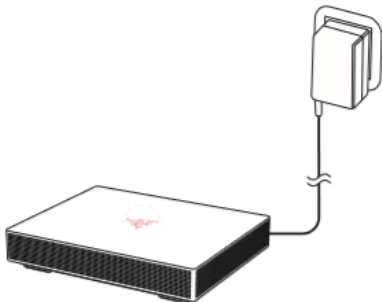
Now, to do the mesh network, simply do the following:

**Step 1** – Make sure that the main Razer Sila, hereon addressed as "Razer Sila Main#1" is online and the status indicator is Green.



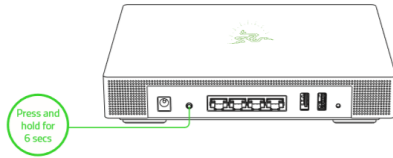
**Step 2** – Unbox and power on the 2<sup>nd</sup> Razer Sila device that is to be configured as part of the mesh network, hereon addressed as "Razer Sila Mesh#2" or "Razer Sila Mesh#3" if you are adding a third Razer Sila."

**Step 3** – Power on the "Razer Sila Mesh#2 or Razer Sila Mesh#3.

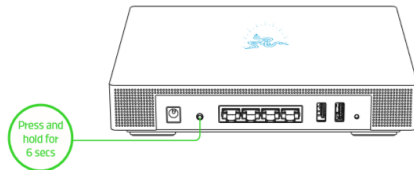


**Step 4** – Press the Mesh "Sync" button on the back of the "Razer Sila Main#1" for 6 seconds to initiate the pairing. The status indicator will blink blue to indicate that the router is now in pairing mode.

**Note:** Pairing mode will only be active for 90 seconds

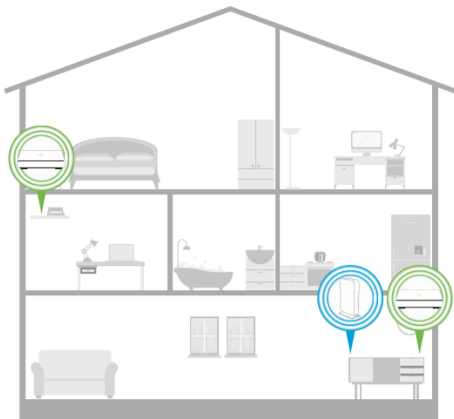


**Step 5** – With the “Razer Sila Main#1” in pairing mode, press the Mesh Sync button “Razer Sila Mesh#2 or Razer Sila Mesh#3” for 6 seconds. The status indicator of both Razer Silas will blink blue. Once successfully paired they will light up solid green to show that both devices are now paired and online



**Step 6** – Next simply unplug “Razer Sila Mesh#2 or Razer Sila Mesh#3” and place it in the part of your home where better wireless coverage is needed.

**Note:** The distance between the Razer Sila devices, metal and physical obstructions, and other wireless devices within the area may affect the overall wireless performance of the mesh network.



Enjoy your newly created Razer Sila mesh network!