



FIRMWARE UPDATER FOR RAZER ELECTRA USB V2

[SUBTITLE]

RAZER ELECTRA USB V2 FIRMWARE UPDATER

DETAILS

Model affected: Razer Electra USB V2. Model Number: RZ04-0222

Only proceed if your model number is affected. If your model number is not affected or if your unit already has the updated firmware the updater will not proceed.

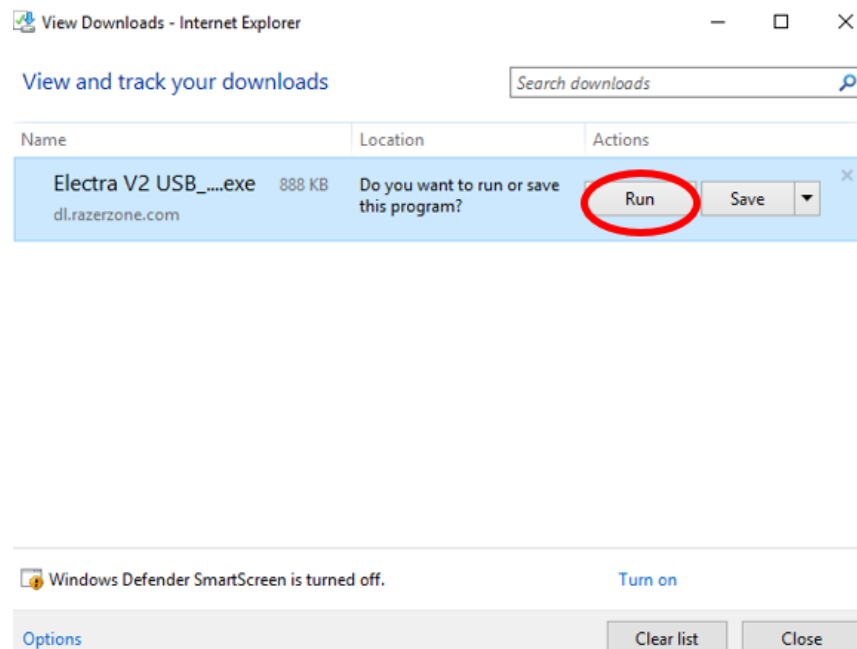
This firmware updater will address the following issues that maybe intermittent.

- Poor audio quality after extended use
- Static, crackling, or distorted audio
- Device Stopped working
- Device Unrecognized
- Detected as "Conexant USB audio device" instead of Electra USB V2

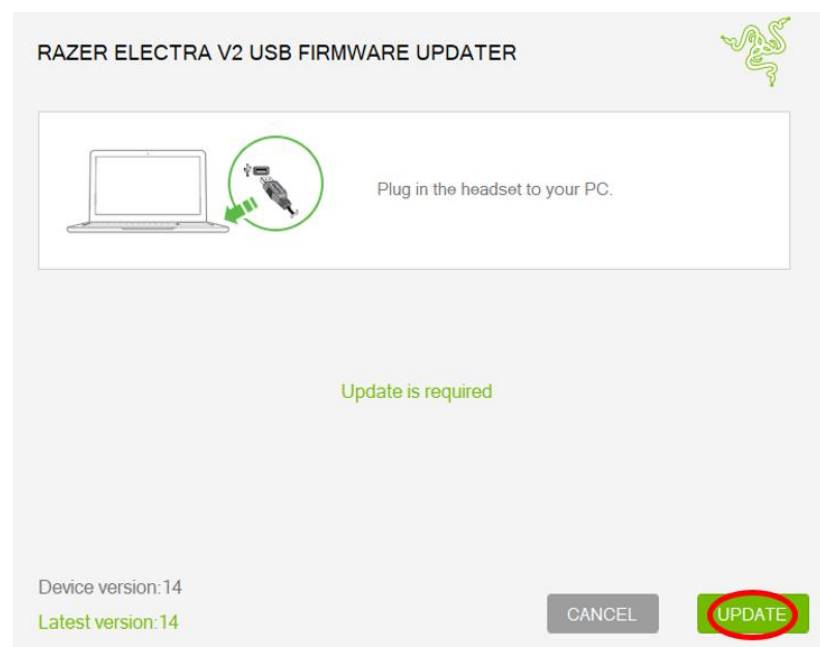
INSTRUCTIONS FOR INSTALLING THE UPDATE

1. If you have not already done so, please download the firmware updater using this link:
http://dl.razerzone.com/drivers//Electra%20V2%20USB//win//Electra%20V2%20USB_Headset_FirmwareUpdater_v14_r2.exe

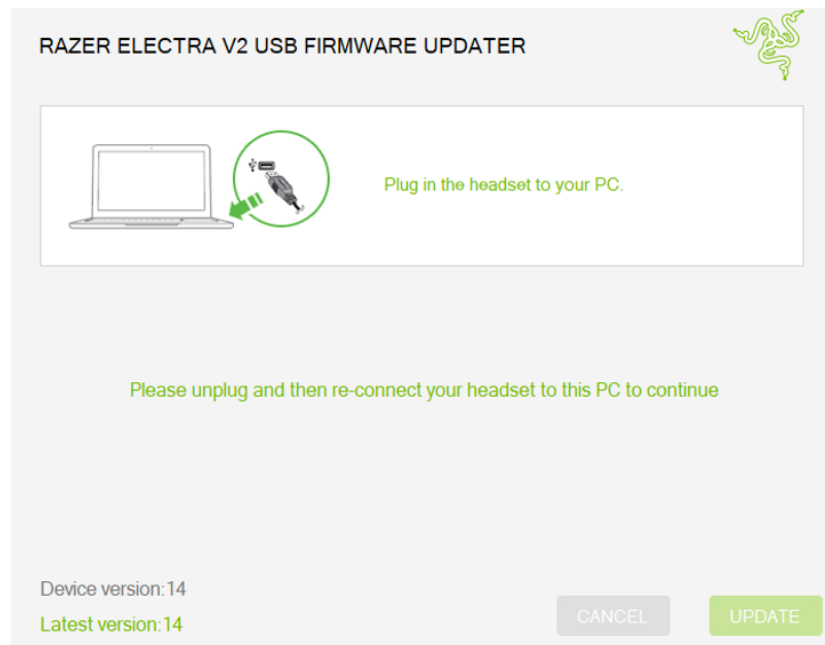
2. After the updater is finished downloading, click Run to open the updater.



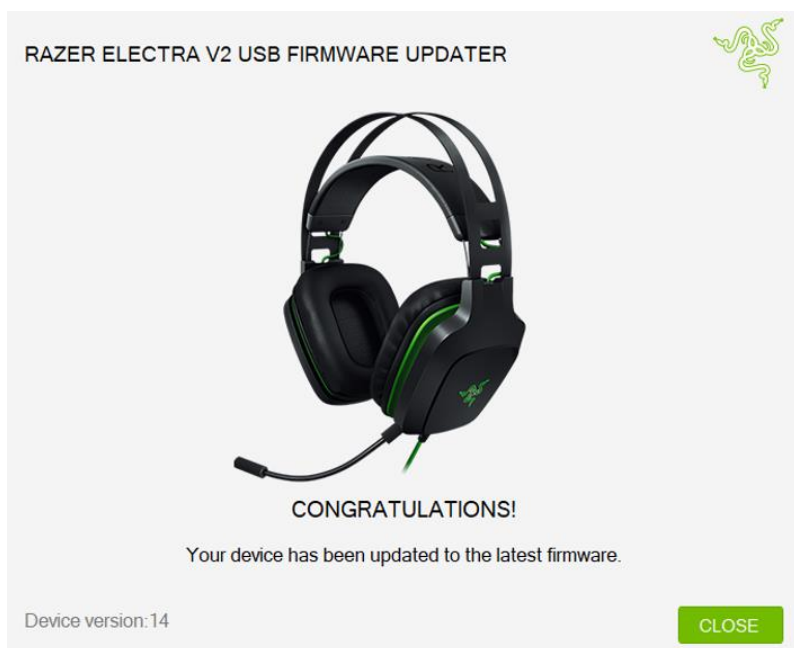
3. Be sure your Razer Electra V2 is plugged into the PC, then when prompted Click "Update"



4. After the update has been installed the software will prompt you when to unplug and re-connect the Electra USB V2 to your PC.



5. After successfully updating the firmware, click Close.



6. End