



RAZER POWER BANK

MASTER GUIDE

Charge and power the Razer Blade Stealth Ultrabook™ or compatible USB-C laptops while on-the-go. The **Razer Power Bank** includes dual USB Type-A ports and a USB-C port for charging up to three mobile devices at the same time. With Qualcomm® Quick Charge™ 3.0 technology, the power bank delivers lightning-fast charging to compatible mobile devices. Combined with the large 12,800mAh capacity battery, The Razer Power Bank is the perfect traveling companion for all your mobile power needs.

CONTENTS

1. PACKAGE CONTENTS / SYSTEM REQUIREMENTS	3
2. REGISTRATION / TECHNICAL SUPPORT.....	4
3. TECHNICAL SPECIFICATIONS.....	5
4. DEVICE LAYOUT.....	6
5. SETTING UP YOUR RAZER POWER BANK.....	7
6. USING YOUR RAZER POWER BANK.....	9
7. SAFETY AND MAINTENANCE	11
8. LEGALESE.....	12

1. PACKAGE CONTENTS / SYSTEM REQUIREMENTS

PACKAGE CONTENTS

- Razer Power Bank
- USB Type-C cable
- USB Standard-A to USB Type-C cable
- Important Product Information Guide

SYSTEM REQUIREMENTS

- Devices with USB Type-C charging connectors
- Devices with USB Standard-A charging connectors
- USB Type-C / USB Standard-A power adapter

2. REGISTRATION / TECHNICAL SUPPORT

REGISTRATION

Register your product online at razer-id.razerzone.com/warranty to get real-time information on your product's warranty status.

If you haven't registered for a Razer ID yet, register now at razer-id.razerzone.com to get a wide range of Razer benefits.



TECHNICAL SUPPORT

- 1 year limited manufacturer's warranty.
- Free online technical support at razersupport.com.

3. TECHNICAL SPECIFICATIONS

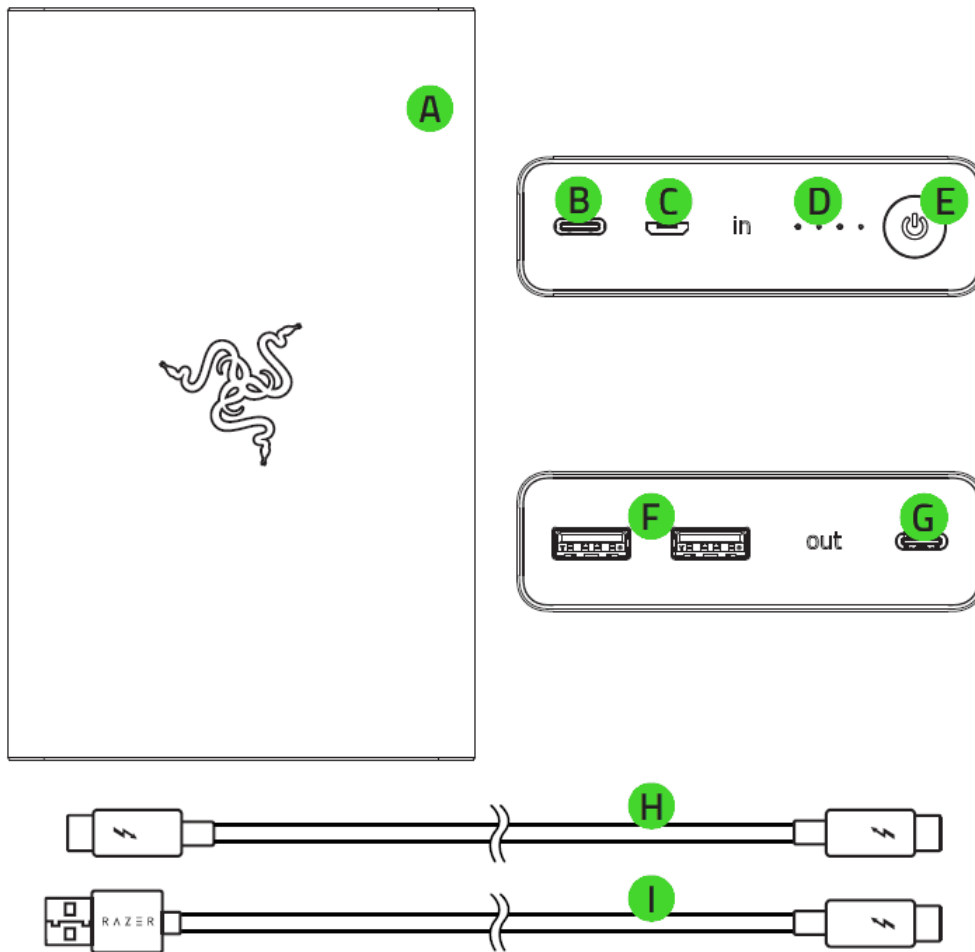
TECHNICAL SPECIFICATIONS

- USB-C laptop charging
- Charge up to three devices
- 12,800mAh battery
- Quick charge technology
- Durable and lightweight
- Battery Type: 46Wh Lithium-ion Rechargeable
- Battery Capacity: 12,800mAh Portable Powerhouse
- Power Input - Charge Power Bank:
 - USB Type-C | 5V / 9V / 12V / 15V / 20V, 1A to 3A max.
 - Micro USB | 5V, 1A to 2.4A max.
 - AC Adapter sold separately. Compatible with Razer Blade Stealth 45W USB-C Power Adapter.
- Power Output - Charge Devices:
 - USB Type-C | 5V 3A / 9V 3A / 12V 3A / 15V 3A / 20V 2.25A
 - USB Type-A | 5V 2A / 9V 2A / 12V 1.5A
- Razer Power Bank Charging Time (approx.): 2 hours using the Razer Blade Stealth 45W Adapter. Adapter sold separately.

APPROXIMATE SIZE & WEIGHT

- Length: 125.8 mm / 4.95 in
- Width: 78.2 mm / 3.08 in
- Height: 23.4 mm / 0.92 in
- Weight: 335 g / 0.74 lbs

4. DEVICE LAYOUT



- A. Internal Lithium-ion rechargeable battery
- B. USB Type-C input port
- C. Micro-USB input port
- D. Status indicator
- E. Power button
- F. USB Standard-A output ports
- G. USB Type-C output port
- H. USB Type-C cable
- I. USB Standard-A to USB Type-C cable

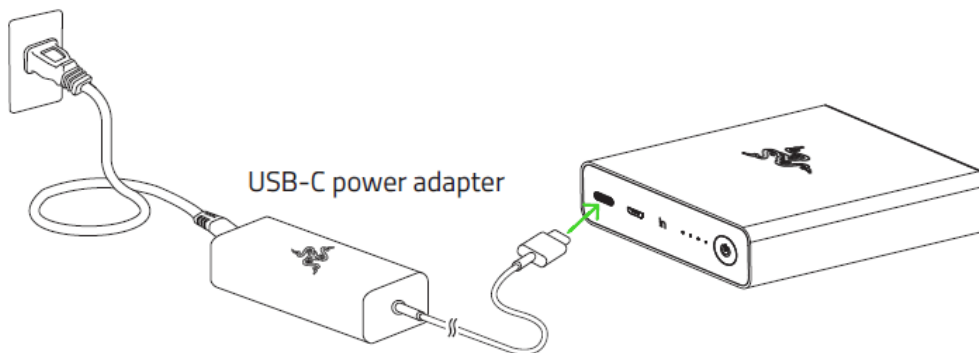
5. SETTING UP YOUR RAZER POWER BANK

CHARGING YOUR RAZER POWER BANK

For best results, please fully charge your Razer Power Bank before using it for the first time. A depleted Razer Power Bank will charge fully in about 2 hours using compatible fast charging devices. Your Razer Power Bank can be charged using different methods as shown below:

METHOD 1: FAST CHARGING

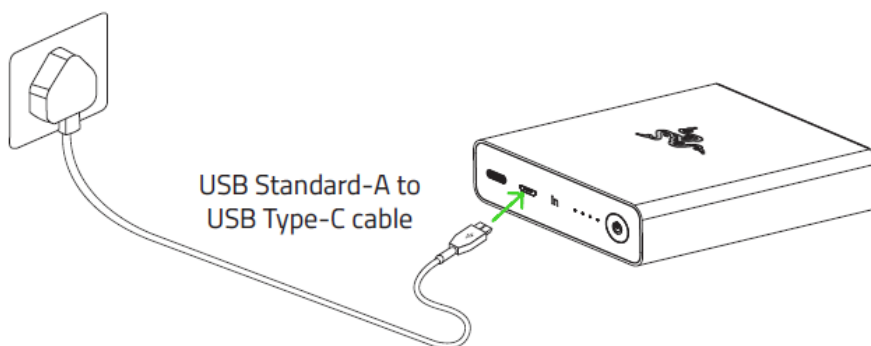
The Razer Power Bank can be plugged into a USB Type-C adapter, such as the Razer Blade Stealth's power adapter* using the USB Type-C input port.



**sold separately*

METHOD 2: REGULAR CHARGING

The Razer Power Bank can be plugged into a USB Standard-A adapter, such as a smartphone's power adapter using the Micro-USB input port and USB Standard-A to USB Type-C cable.








**not included*

UNDERSTANDING THE STATUS INDICATOR WHILE CHARGING

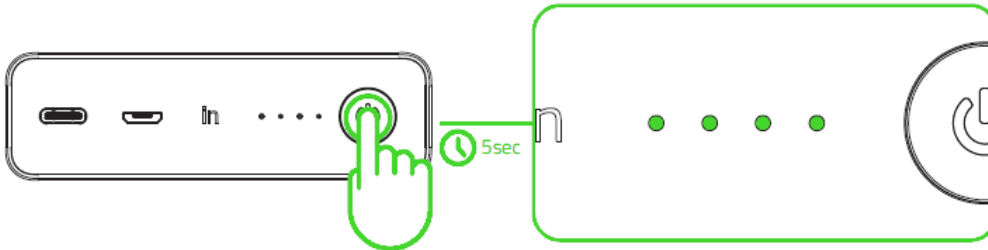
The status indicator will have different LEDs light up to display its current battery level while charging, as shown below:



Status	Battery Level
	100%
	99% - 76%
	75% - 51%
	50% - 26%
	25% - 1%

6. USING YOUR RAZER POWER BANK

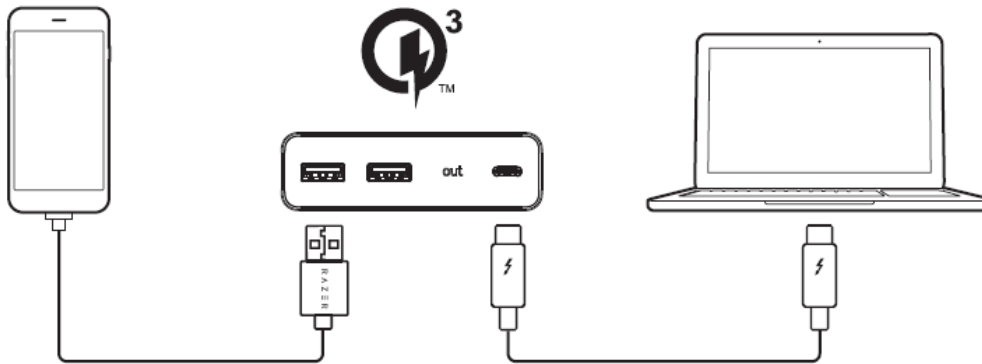
To turn on your Razer Power Bank, press and hold the power button until the status indicator lights up. You may now connect other devices using the various output ports.



i *Note: Your Razer Power Bank will automatically turn off after 10 seconds if it is not powering any device.*

POWERING OTHER DEVICES

With its 12800mAh Lithium-ion rechargeable battery, your Razer Power Bank is capable of powering other devices simultaneously using its USB Standard-A output ports and USB Type-C output port. Your Razer Power Bank is also capable of powering other devices while charging.



i *Note: Your Razer Power Bank cannot transfer data across devices and may not be used as a USB hub.*

ADAPTIVE CHARGING

To keep your Razer Power Bank performing efficiently even when all output ports are in use, the last device to connect will be powered using 5V/1A. This may prolong the charging time for that device; thus it is advisable to connect your non-quick charge compatible (or least priority) device last.

UNDERSTANDING THE STATUS INDICATOR

When the power button is pressed while your Razer Power Bank is turned on, the status indicator will have different LEDs light up to display its current battery level, as shown below:



Status	Battery Level
<div><div></div><div></div><div></div><div></div></div>	100%
<div><div></div><div></div><div></div><div></div></div>	75% - 51%
<div><div></div><div></div><div></div><div></div></div>	50% - 26%
<div><div></div><div></div><div></div><div></div></div>	25% - 2%
<div><div></div><div></div><div></div><div></div></div>	<2%

7. SAFETY AND MAINTENANCE

SAFETY GUIDELINES

In order to achieve maximum safety while using your Razer Power Bank, we suggest that you adopt the following guidelines:

Should you have trouble operating the device properly and troubleshooting does not work, unplug the device and contact the Razer hotline or go to [razersupport.com](https://razer.com/support) for support.

Do not take apart the device (doing so will void your warranty) and do not attempt to operate it under abnormal current loads.

Keep the device away from liquid, humidity or moisture. Operate the device only within the specific temperature range of 0°C (32°F) to 40°C (104°F). Should the temperature exceed this range, unplug and/or switch off the device in order to let the temperature stabilize to an optimal level.

BATTERY WARNING

Do not open, mutilate, or expose the battery to conducting materials (metal), moisture, liquid, fire, or heat. Doing so may cause it to leak or explode, resulting in personal injury. Do not use or charge the battery if leaking, discolored, or deformed.

Do not leave the battery in a discharged or unused state for extended periods of time. Battery life varies with use. When not using your Razer Power Bank for more than 30 days, be sure to store it in a fully charged state. This will prevent damage to the Razer Power Bank due to an overly discharged state.

8. LEGALESE

COPYRIGHT AND INTELLECTUAL PROPERTY INFORMATION

©2017 Razer Inc. All rights reserved. Razer, the triple-headed snake logo, Razer logo, and “For Gamers. By Gamers.”, and are trademarks or registered trademarks of Razer Inc. and/or affiliated companies in the United States or other countries. All other trademarks and trade names are the property of their respective owners and other company and product names mentioned herein may be trademarks of their respective companies.

Razer Inc. (“Razer”) may have copyright, trademarks, trade secrets, patents, patent applications, or other intellectual property rights (whether registered or unregistered) concerning the product in this guide. Furnishing of this guide does not give you a license to any such copyright, trademark, patent or other intellectual property right. The Razer Power Bank (the “Product”) may differ from pictures whether on packaging or otherwise. Razer assumes no responsibility for such differences or for any errors that may appear. Information contained herein is subject to change without notice.

LIMITED PRODUCT WARRANTY

For the latest and current terms of the Limited Product Warranty, please visit razerzone.com/warranty.

LIMITATION OF LIABILITY

Razer shall in no event be liable for any lost profits, loss of information or data, special, incidental, indirect, punitive or consequential or incidental damages, arising in any way out of distribution of, sale of, resale of, use of, or inability to use the Product. In no event shall Razer’s liability exceed the retail purchase price of the Product.

COSTS OF PROCUREMENT

For the avoidance of doubt, in no event will Razer be liable for any costs of procurement unless it has been advised of the possibility of such damages, and in no case shall Razer be liable for any costs of procurement liability exceeding the retail purchase price of the Product.

GENERAL

These terms shall be governed by and construed under the laws of the jurisdiction in which the Product was purchased. If any term herein is held to be invalid or unenforceable, then such term (in so far as it is invalid or unenforceable) shall be given no effect and deemed to be excluded without invalidating any of the remaining terms. Razer reserves the right to amend any term at any time without notice.