



RAZER HAMMERHEAD V2

MASTER GUIDE

The **Razer Hammerhead** has been re-designed from the ground up with an all-new body design and flat-style cables to further complement the mobile gamer in you.

Experience superior acoustic clarity and improved bass performance through the upgraded extra-large 10 mm dynamic drivers, over 20% larger than the original Razer Hammerhead, featuring an optimized inner acoustics chamber.

The Razer Hammerhead complements every style while retaining its signature durability factor. Designed with a high quality body to enable improved acoustics, the new flat-style cables also facilitate fuss-free mobility and easy storage while you're on the move.

Accompanied by three interchangeable ear-bud sizes and optional bi-flange attachments, the Razer Hammerhead offers resolute passive sound isolation and comfortable fit options for all your gaming and music needs.

CONTENTS

1. PACKAGE CONTENTS / HARDWARE REQUIREMENTS..... 3

2. REGISTRATION / TECHNICAL SUPPORT..... 4

3. TECHNICAL SPECIFICATIONS..... 5

4. DEVICE LAYOUT..... 6

5. USING YOUR RAZER HAMMERHEAD V2..... 7

6. SAFETY AND MAINTENANCE 8

7. LEGALESE..... 9

1. PACKAGE CONTENTS / HARDWARE REQUIREMENTS

PACKAGE CONTENTS

- Razer Hammerhead V2 analog gaming & music in-ear headphones
- 4 interchangeable ear-tips in varying sizes
- Carrying pouch
- Important Product Information Guide

HARDWARE REQUIREMENTS

- Devices with 3.5mm audio jack

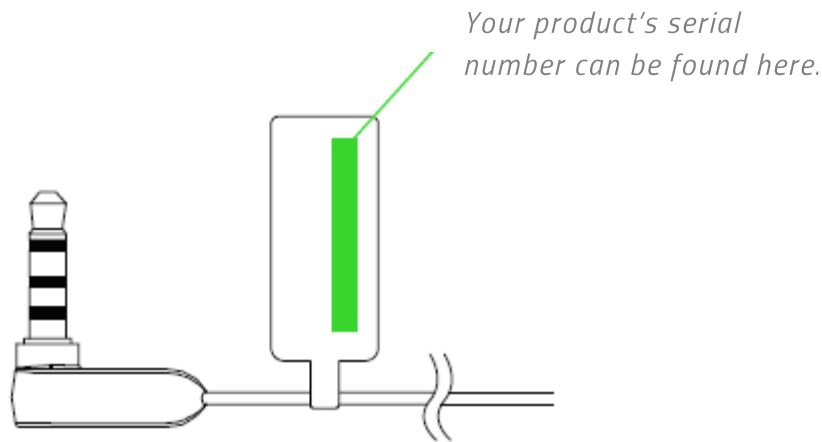
2. REGISTRATION / TECHNICAL SUPPORT

REGISTRATION

Sign up now for a Synapse account to get real-time information on your product's warranty status. To learn more about Synapse and all its features, visit razerzone.com/synapse.

If you are already a Synapse user, register your product by clicking on your email address at the Synapse application and select Warranty Status from the dropdown list.

To register your product online, visit razerzone.com/registration. Please note that you will not be able to view your warranty status if you register via the website.



TECHNICAL SUPPORT

What you'll get:

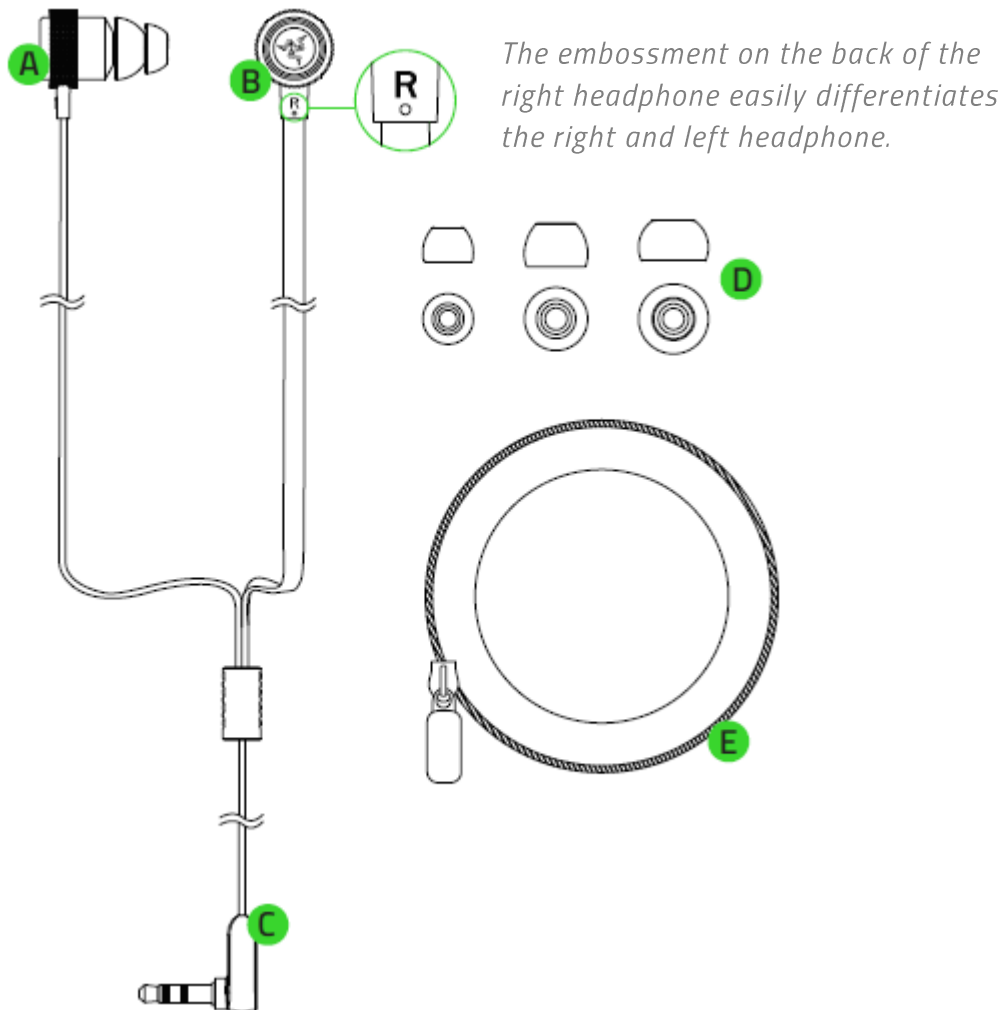
- 1 year limited manufacturer's warranty.
- Free online technical support at razersupport.com.

3. TECHNICAL SPECIFICATIONS

HEADPHONES

- Frequency Response: 20 Hz – 20 KHz
- Impedance: $32\ \Omega \pm 15\%$
- Sensitivity (@1 kHz): $102 \pm 3\text{ dB}$ at 1 kHz max
- Input power: 5 mW max
- Drivers: 10 mm, with Neodymium magnets
- Connector: 3.5 mm, angled gold-plated
- Cable length: 1.3 m / 4.27 ft
- Approximate weight: 18.4 g / 0.04 lbs

4. DEVICE LAYOUT



- A. Left headphone with removable bi-flange ear tip
- B. Right headphone with removable bi-flange ear tip
- C. 3.5 mm audio jack
- D. 3 interchangeable ear-tips in varying sizes
- E. Carrying pouch

5. USING YOUR RAZER HAMMERHEAD V2

ACHIEVING A PROPER SEAL

To enjoy the full-bodied bass of the Razer Hammerhead V2 as it is intended, please ensure that the earphones are properly fitted into your ears and that a proper seal is achieved to block out ambient noise.

REMOVING YOUR RAZER HAMMERHEAD V2

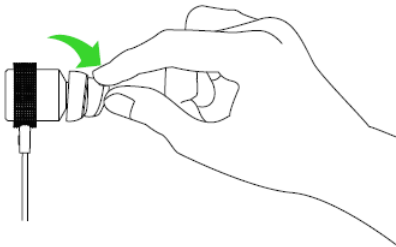
CAUTION: Do not yank out earphones from your ears as the sudden release of air pressure might cause potential discomfort.

EAR-TIP SIZES

Due to the different ear canal sizes of individuals, the default ear-tips may not achieve a proper seal. Interchanging the ear-tips to a larger/smaller size will improve performance.

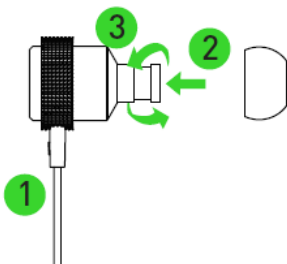
REMOVING THE EAR-TIPS

1. Firmly hold the neck of the earphone.
2. Grip the opening of the ear-tip firmly with the other hand.
3. Pull ear-tip downwards gently until it is released from tip of the earphones.



REPLACING THE EAR-TIPS

1. Firmly hold the neck of the earphone.
2. Push mouth of the ear-tip onto tip of the earphone.
3. As you apply pressure, use a gentle twisting motion until ear-tip is secured and in place.



6. SAFETY AND MAINTENANCE

SAFETY GUIDELINES

In order to achieve maximum safety while using your Razer Hammerhead V2, we suggest that you adopt the following guidelines:

1. Should you have trouble operating the device properly and troubleshooting does not work, unplug the device and contact the Razer hotline or go to razer.com/support for support. Do not attempt to service or fix the device yourself at any time.
2. Do not take apart the device (doing so will void your warranty) and do not attempt to operate it under abnormal current loads.
3. Keep the device away from liquid, humidity or moisture. Operate the device only within the specific temperature range of 0°C (32°F) to 40°C (104°F). Should the temperature exceed this range, unplug and/or switch off the device in order to let the temperature stabilize to an optimal level.
4. The Razer Hammerhead V2 isolates external ambient sounds even at low volumes, resulting in lowered awareness of your external surroundings. Please remove the Razer Hammerhead V2 when engaging in any activity that requires active awareness of your surroundings.
5. Listening to excessively loud volumes over extended periods of time can damage your hearing. Furthermore, legislation of certain countries permits a maximum sound level of 86db to affect your hearing for 8 hours a day. We therefore recommend that you reduce the volume to a comfortable level when listening for prolonged periods of time. Please, take good care of your hearing.

MAINTENANCE AND USE

The Razer Hammerhead V2 requires minimum maintenance to keep it in optimum condition. Once a month we recommend you unplug the device from the computer and clean it using a soft cloth or cotton swab with a bit of warm water to prevent dirt buildup. Do not use soap or harsh cleaning agents.

7. LEGALESE

COPYRIGHT AND INTELLECTUAL PROPERTY INFORMATION

©2016 Razer Inc. Patent Pending. All rights reserved. Razer, For Gamers By Gamers, and the triple-headed snake logo are trademarks or registered trademarks of Razer Inc. and/or affiliated companies in the United States or other countries. All other trademarks are the property of their respective owners. Actual product may differ from pictures. Information is correct at time of printing.

Razer Inc. ("Razer") may have copyright, trademarks, trade secrets, patents, patent applications, or other intellectual property rights (whether registered or unregistered) concerning the product in this guide. Furnishing of this guide does not give you a license to any such copyright, trademark, patent or other intellectual property right. The Razer Hammerhead V2 (the "Product") may differ from pictures whether on packaging or otherwise. Razer assumes no responsibility for such differences or for any errors that may appear. Information contained herein is subject to change without notice.

LIMITED PRODUCT WARRANTY

For the latest and current terms of the Limited Product Warranty, please visit razerzone.com/warranty.

LIMITATION OF LIABILITY

Razer shall in no event be liable for any lost profits, loss of information or data, special, incidental, indirect, punitive or consequential or incidental damages, arising in any way out of distribution of, sale of, resale of, use of, or inability to use the Product. In no event shall Razer's liability exceed the retail purchase price of the Product.

COSTS OF PROCUREMENT

For the avoidance of doubt, in no event will Razer be liable for any costs of procurement unless it has been advised of the possibility of such damages, and in no case shall Razer be liable for any costs of procurement liability exceeding the retail purchase price of the Product.

GENERAL

These terms shall be governed by and construed under the laws of the jurisdiction in which the Product was purchased. If any term herein is held to be invalid or unenforceable, then such term (in so far as it is invalid or unenforceable) shall be given no effect and deemed to be excluded without invalidating any of the remaining terms. Razer reserves the right to amend any term at any time without notice.