



Designed for gamers, the Razer Moray delivers immersive gaming audio or music on the go in a sleek, compact package. Take your gaming on the road with the Razer Moray's powerful bass-driven stereo sound and mid/high range clarity. With a standard 3.5mm mini-jack, the Razer Moray is the perfect complement to any mobile gaming device such as the PSP®, Nintendo DS™ or any MP3 player.

TABLE OF CONTENTS

1. PACKAGE CONTENTS / HARDWARE REQUIREMENTS / REGISTRATION	2
2. KEY FEATURES	3
3. TECHNICAL SPECIFICATIONS	4
4. USING YOUR RAZER MORAY	5
5. SAFETY AND MAINTENANCE	6
6. LEGALESE.....	7

1. PACKAGE CONTENTS / HARDWARE REQUIREMENTS / REGISTRATION

PACKAGE CONTENTS

- Razer Moray In-Ear Noise Isolating Gaming Earphones
- 3 Interchangeable Ear-buds
- Airline Adapter
- Carrying Pouch
- Quick Start Guide

HARDWARE REQUIREMENTS

- Any audio device with 3.5mm minijack
- Any audio device with 2x 3.5mm stereo output jack*

**Using The Airline Adapter*

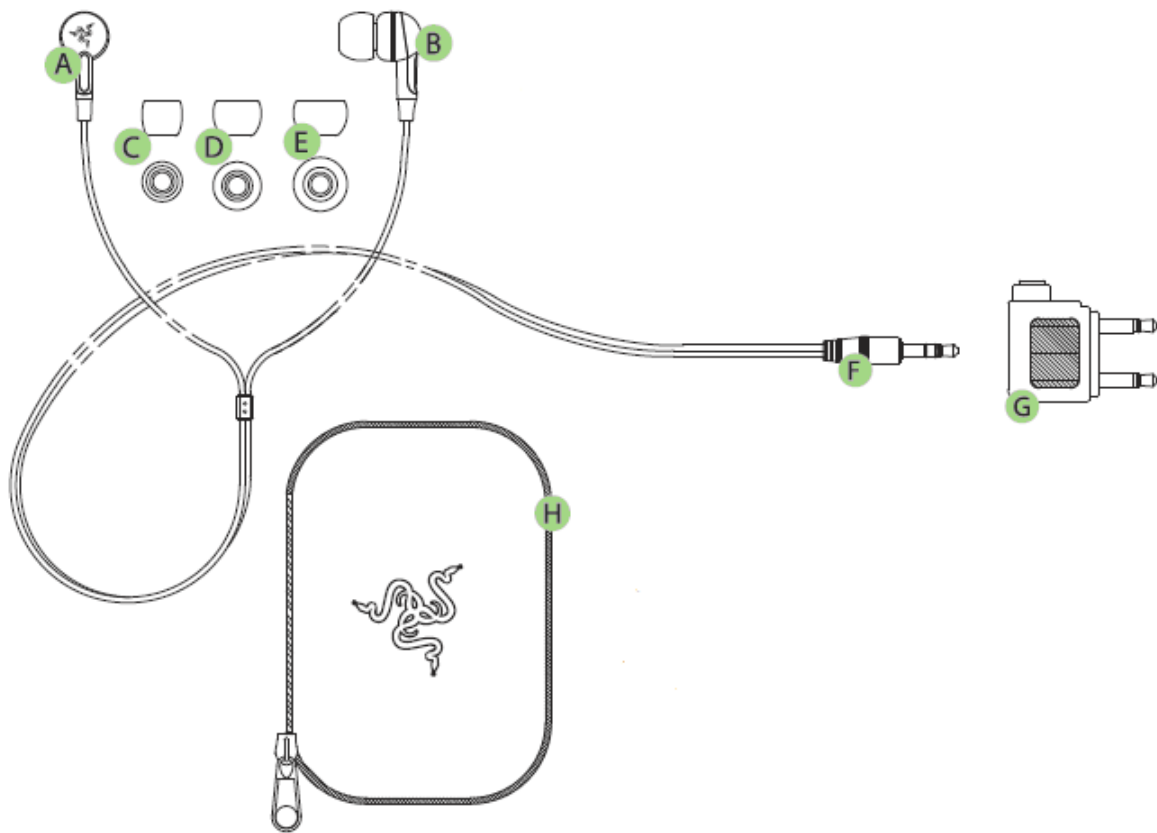
REGISTRATION

Please visit www.razerzone.com/registration/ for online product registration.

What you'll get:

- 6 months limited manufacturer's warranty
- Free online technical support at www.razersupport.com

2. KEY FEATURES



- A. Left Earphone
- B. Right Earphone
- C. Small Ear-Buds
- D. Medium Ear-Buds
- E. Large Ear-Buds
- F. 3.5mm Miniplug
- G. Airline Adapter
- H. Carrying Pouch

3. TECHNICAL SPECIFICATIONS

EARPHONES

- Frequency response: 20 to 22,000Hz
- Sound pressure level: 110dB
- Impedance: 17ohms
- Max rated input: 20mW
- Cable length: 1.3m
- Connector: 3.5mm miniplug
- Weight (including cable): 10.7g

4. USING YOUR RAZER MORAY

ACHIEVE PROPER SEAL

To enjoy the full-bodied bass of the Razer Moray as it is intended, please ensure that the earphones are properly fitted into your ears and that a proper seal is achieved to block out ambient noise.

REMOVING YOUR RAZER MORAY

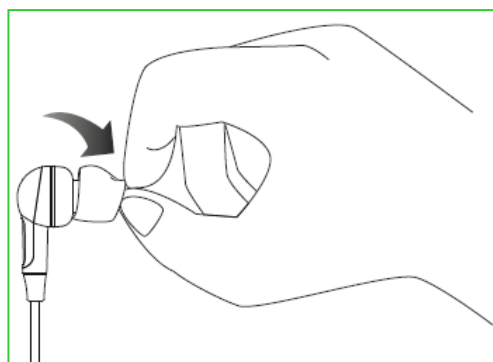
CAUTION: Do not yank out earphones from your ears as the sudden release of air pressure might cause potential discomfort.

EAR-BUD SIZES

Due to the different ear canal sizes of individuals, the default ear-buds may not achieve a proper seal. Interchanging the ear-buds to a larger/smaller size will improve performance.

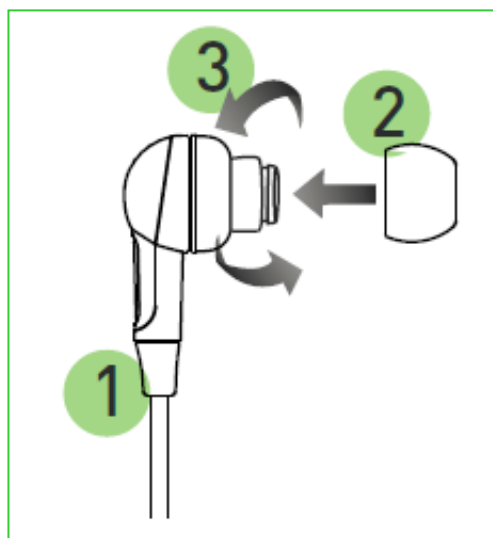
REMOVING THE EAR-BUDS

1. Firmly hold the neck of the earphone.
2. Grip the opening of the ear-bud firmly with the other hand.
3. Pull ear-bud downwards gently until it is released from tip of the earphones.



REPLACING THE EAR-BUDS

1. Firmly hold the neck of the earphone.
2. Push mouth of the ear-bud onto tip of the earphone.
3. As you apply pressure, use a gentle twisting motion until ear-bud is secured and in place.



5. SAFETY AND MAINTENANCE

SAFETY GUIDELINES

In order to achieve maximum safety while using your Razer Moray, we suggest that you adopt the following guidelines:

1. Should you have trouble operating the device properly and troubleshooting does not work, unplug the device and contact the Razer hotline or go to www.razersupport.com for support. Do not attempt to service or fix the device yourself at any time.
2. Do not take apart the device (doing so will void your warranty) and do not attempt to operate it under abnormal current loads.
3. Keep the device away from liquid, humidity or moisture. Operate the device only within the specific temperature range of 0°C (32°F) to 40°C (104°F). Should the temperature exceed this range, unplug and switch off the device in order to let the temperature stabilize within the optimal temperature range.
4. The Razer Moray isolates external ambient sounds even at low volumes, resulting in lowered awareness of your external surroundings. Please remove the Razer Moray when engaging in any activity that requires active awareness of your surroundings.
5. Listening to excessively loud volumes over extended periods of time can damage your hearing. Furthermore, legislation of certain countries permits a maximum sound level of 86db to affect your hearing for 8 hours a day. We therefore recommend that you reduce the volume to a comfortable level when listening for prolonged periods of time. Please, take good care of your hearing.

MAINTENANCE AND USE

The Razer Moray requires minimum maintenance to keep it in optimum condition. Once a month we recommend you unplug the device from the USB port and clean it using a soft cloth or cotton swab with a bit of warm water to prevent dirt buildup. Do not use soap or harsh cleaning agents.

6. LEGALESE

COPYRIGHT AND INTELLECTUAL PROPERTY INFORMATION

©2011 Razer USA Ltd. Patent Pending. All Rights Reserved. Razer™, the Razer Triple-Headed Snake logo, the Razer distressed word logo and other trademarks contained herein are trademarks or registered trademarks of Razer USA Ltd and/or its affiliated or associated companies, registered in the United States and/or other countries.

Razer USA Ltd (“Razer”) may have copyright, trademarks, trade secrets, patents, patent applications, or other intellectual property rights (whether registered or unregistered) concerning the product in this Master Guide. Furnishing of this Master Guide does not give you a license to any such copyright, trademark, patent or other intellectual property right. The Razer Moray (the “Product”) may differ from pictures whether on packaging or otherwise. Razer assumes no responsibility for such differences or for any errors that may appear. Information contained herein is subject to change without notice.

LIMITED PRODUCT WARRANTY

For the latest and current terms of the Limited Product Warranty, please visit <http://warranty.razerzone.com>.

LIMITATION OF LIABILITY

Razer shall in no event be liable for any lost profits, loss of information or data, special, incidental, indirect, punitive or consequential or incidental damages, arising in any way out of distribution of, sale of, resale of, use of, or inability to use the Product. In no event shall Razer’s liability exceed the retail purchase price of the Product.

COSTS OF PROCUREMENT

For the avoidance of doubt, in no event will Razer be liable for any costs of procurement unless it has been advised of the possibility of such damages, and in no case shall Razer be liable for any costs of procurement liability exceeding the retail purchase price of the Product.

GENERAL

These terms shall be governed by and construed under the laws of the jurisdiction in which the Product was purchased. If any term herein is held to be invalid or unenforceable, then such term (in so far as it is invalid or unenforceable) shall be given no effect and deemed to be excluded without invalidating any of the remaining terms. Razer reserves the right to amend any term at any time without notice.