

ADARO
DJ
ANALOG DJ HEADPHONES



The Razer Adaro DJ was crafted with DJs and discerning music listeners in mind. Made with durable, high performance components, the Razer Adaro DJ embodies hard hitting, powerful sound in a modern, functional package.

The headphone's large, sonically balanced drivers deliver rich, natural sounding acoustics and hard hitting bass, perfect for spinning behind the console or jamming to tracks on the go. These potent drivers are housed in mixing and monitoring-friendly, padded ear cups that swivel, rotate and collapse into a small, compact form factor. Take the Razer Adaro DJ to the studio, to the club - and everywhere in-between.

When designing the Razer Adaro DJ's architecture, we knew that we had to make something durable. The headphones had to withstand the abuse of daily outdoor usage across all sorts of equipment. Our industrial design team worked closely with our engineers to perfect a design with a mix of metals and plastic – one that is super lightweight, yet able to take a beating.

Complete with DJ-ready accessories, a sturdy construction and powerful sound, the Razer Adaro DJ headphones are ready to drop the beat anytime, anywhere.

TABLE OF CONTENTS

1. PACKAGE CONTENTS / HARDWARE REQUIREMENTS	3
2. REGISTRATION / TECHNICAL SUPPORT	3
3. TECHNICAL SPECIFICATIONS.....	4
4. DEVICE LAYOUT	5
5. USING YOUR RAZER ADARO DJ	6
6. SAFETY AND MAINTENANCE	9
7. LEGALESE	10

1. PACKAGE CONTENTS / HARDWARE REQUIREMENTS

PACKAGE CONTENTS

- Razer Adaro DJ Analog Headphone
- Quick Start Guide
- 3.5mm to 3.5mm Audio Cable
- 3.5mm to 3.5mm Coiled Audio Cable
- ¼" (6.35mm) Audio Connector
- Carrying Case

HARDWARE REQUIREMENTS

Audio Usage

- Devices with 3.5mm audio jack

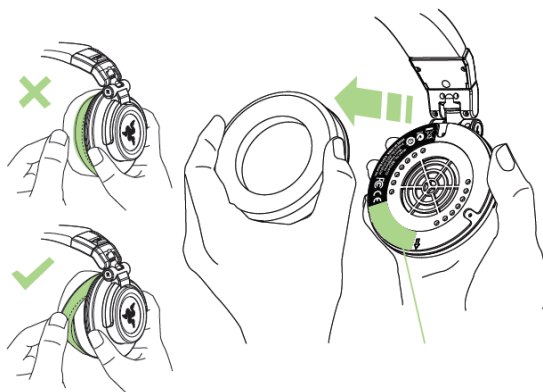
¼" (6.35mm) Audio Connector Usage

- Devices with 6.35mm audio jack
(Works with amplifiers and mixing equipment.)

2. REGISTRATION / TECHNICAL SUPPORT

REGISTRATION

Please visit www.razerzone.com/registration for online product registration.



TECHNICAL SUPPORT

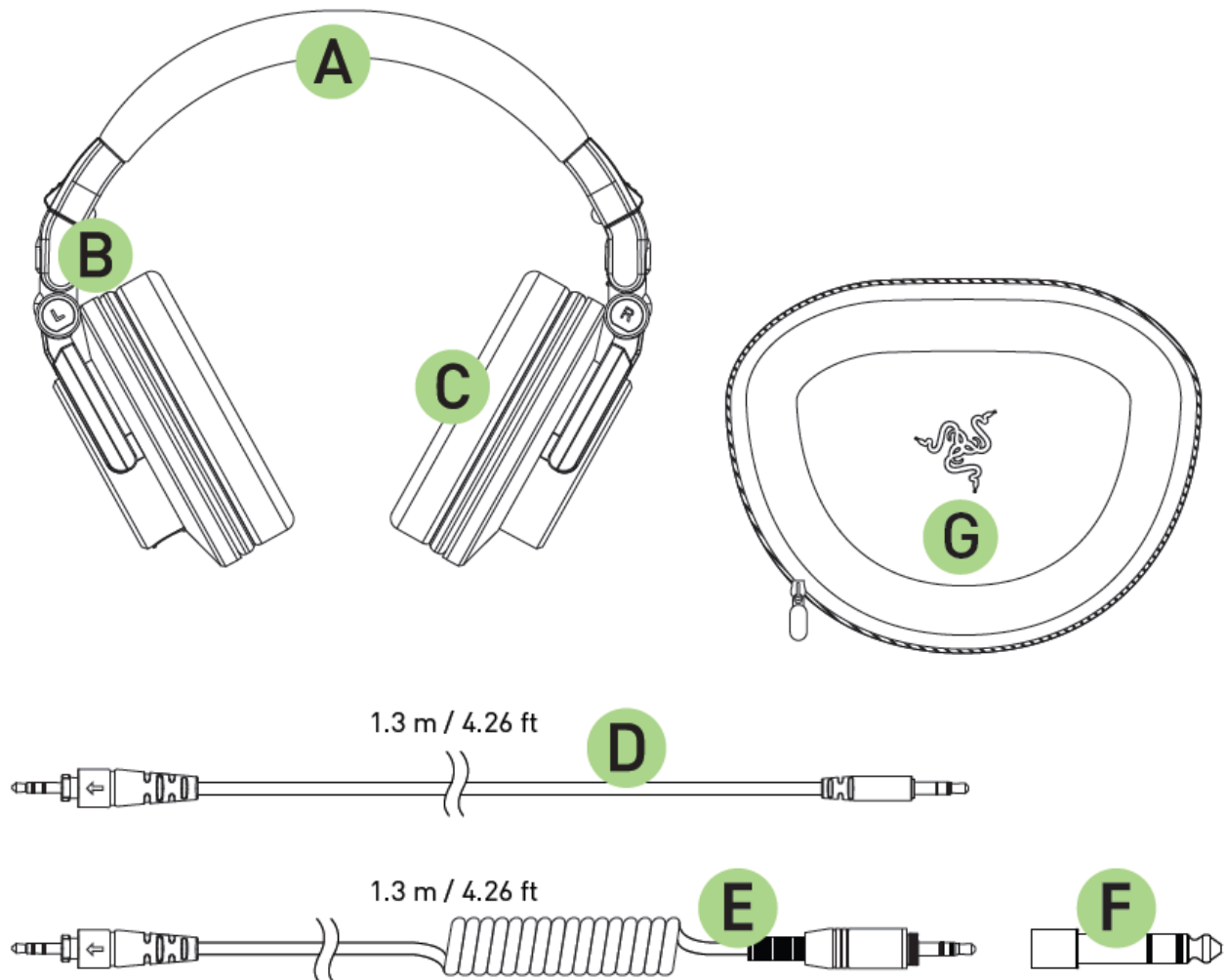
What you'll get:

- 1 year limited manufacturer's warranty,
- Free online technical support at www.razersupport.com.

3. TECHNICAL SPECIFICATIONS

- Drivers: 50mm Neodymium Magnets
- Frequency Response: 20Hz – 20kHz
- Impedance: 32 Ω
- Sensitivity @ 1kHz: 103dB \pm 3dB
- Input Power: 50mW
- Cable Length: 1.3m
- Approximate Weight: 325g

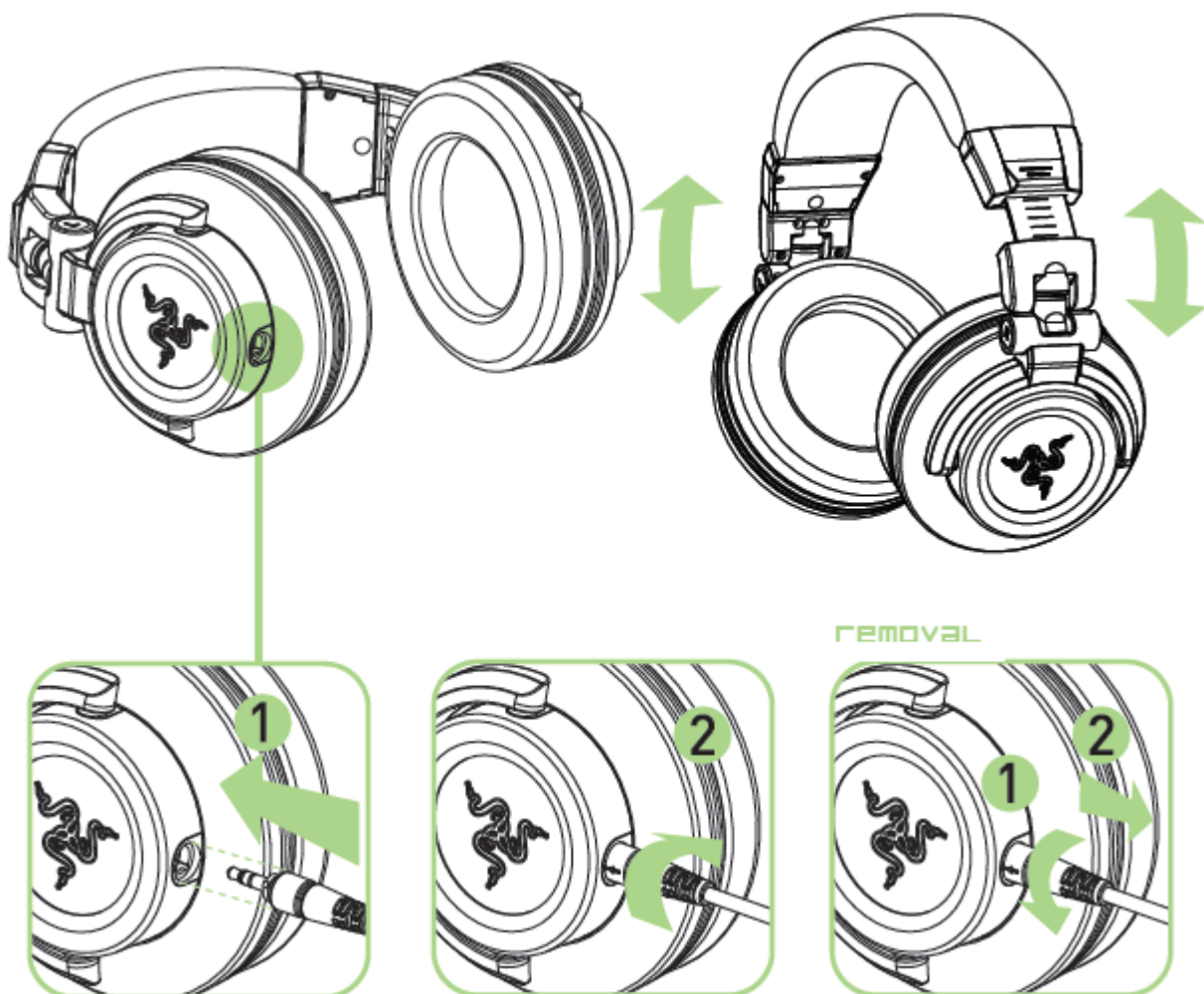
4. DEVICE LAYOUT



- A. Adjustable Padded Headband
- B. Foldable Ear Cup Design
- C. Circumaural, Leatherette Ear Cushions
- D. 3.5mm to 3.5mm Audio Cable
- E. 3.5mm to 3.5mm Coiled Audio Cable
- F. 1/4" (6.35mm) Audio Connector
- G. Carrying Case

5. USING YOUR RAZER ADARO DJ

SETTING UP YOUR RAZER ADARO DJ



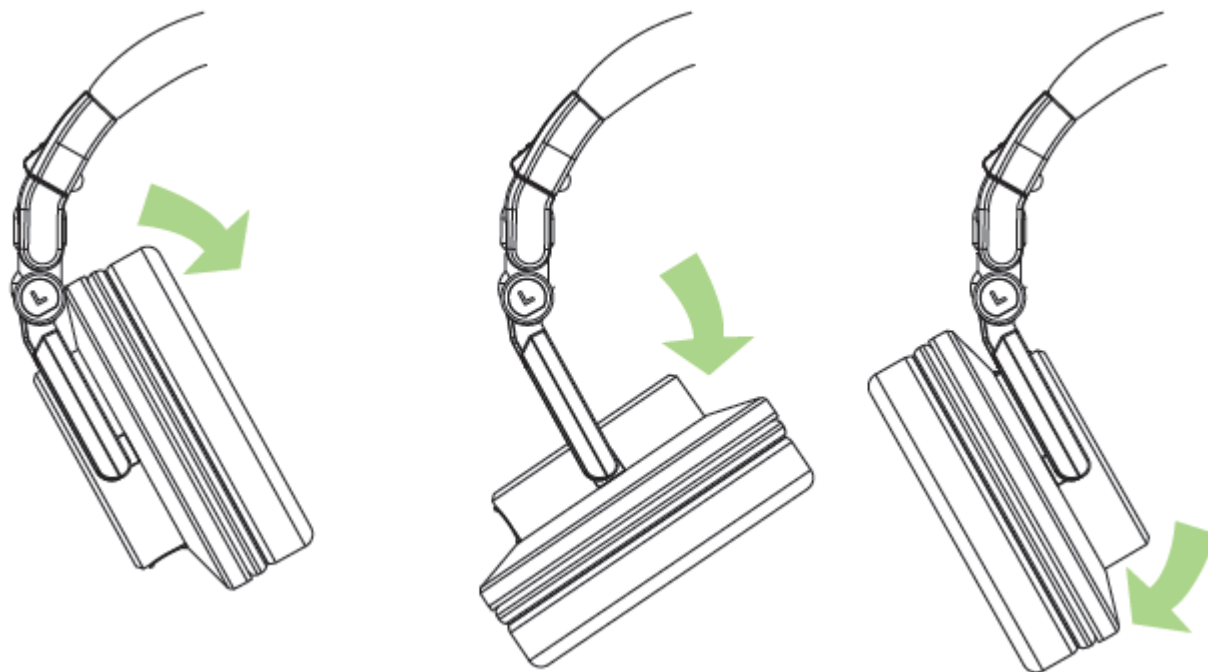
CONNECT

1. Insert the 3.5mm audio connector (with lock latches) into the headset's audio jack.
2. Twist the connector to lock it into place

REMOVAL

1. Twist the connector to unlock it.
2. Remove the audio cable.

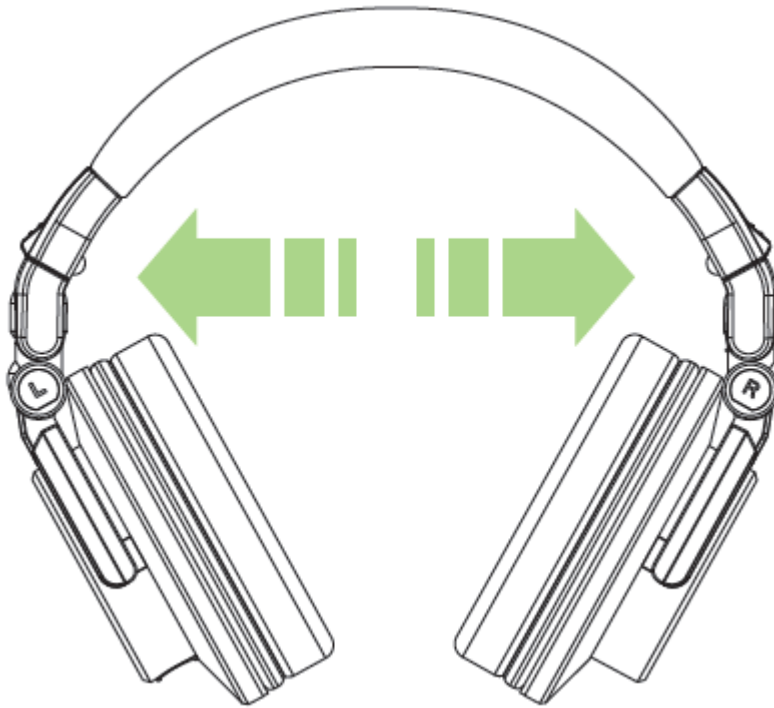
ADJUSTING YOUR EARCUP ANGLES



CONNECTING TO SOUND EQUIPMENT



EXTENDING YOUR HEADPHONE'S LIFESPAN



We recommend stretching the headphones gently apart before placing them over your head to minimize headband stress. However, please avoid overstretching the headphones beyond its technical limits.

6. SAFETY AND MAINTENANCE

SAFETY GUIDELINES

In order to achieve maximum safety while using your Razer Adaro DJ, we suggest that you adopt the following guidelines:

1. Should you have trouble operating the device properly and troubleshooting does not work, unplug the device and contact the Razer hotline or go to www.razersupport.com for support. Do not attempt to service or fix the device yourself at any time.
2. Do not take apart the device (doing so will also void your warranty) and do not attempt to service it yourself or operate it under abnormal current loads.
3. Keep your device away from liquid, humidity or moisture. Operate your device only within the specified temperature range of 0°C (32°F) to 40°C (104°F). Should you operate it in a temperature that is beyond this range, unplug and switch off the device in order to let the temperature stabilize within the optimal temperature range.
4. The device isolates external ambient sounds even at low volumes, resulting in lowered awareness of your external surroundings. Please remove the device when engaging in any activities that requires active awareness of your surroundings.
5. Listening to excessively loud volumes over extended periods of time can damage your hearing. Furthermore, legislation of certain countries permits a maximum sound level of 86db to affect your hearing for 8 hours a day. We therefore recommend that you reduce the volume to a comfortable level when listening for prolonged periods of time. Please, take good care of your hearing.

MAINTENANCE AND USE

The Razer Adaro DJ requires minimum maintenance to keep it in optimum condition. Once a month we recommend you unplug the device and clean it using a soft cloth or cotton swab with a bit of warm water to prevent dirt buildup. Do not use soap or harsh cleaning agents.

7. LEGALESE

COPYRIGHT AND INTELLECTUAL PROPERTY INFORMATION

©2013-2014 Razer Inc. All Rights Reserved. Razer™, the Razer Triple-Headed Snake logo, the Razer distressed word logo and other trademarks contained herein are trademarks or registered trademarks of Razer Inc. and/or its affiliated or associated companies, registered in the United States and/or other countries. Razer Inc. (“Razer”) may have copyright, trademarks, trade secrets, patents, patent applications, or other intellectual property rights (whether registered or unregistered) concerning the product in this guide. Furnishing of this guide does not give you a license to any such copyright, trademark, patent or other intellectual property right. The Razer Adaro DJ (the “Product”) may differ from pictures whether on packaging or otherwise. Razer assumes no responsibility for such differences or for any errors that may appear. Information contained herein is subject to change without notice.

LIMITED PRODUCT WARRANTY

For the latest and current terms of the Limited Product Warranty, please visit www.razerzone.com/warranty.

LIMITATION OF LIABILITY

Razer shall in no event be liable for any lost profits, loss of information or data, special, incidental, indirect, punitive or consequential or incidental damages, arising in any way out of distribution of, sale of, resale of, use of, or inability to use the Product. In no event shall Razer’s liability exceed the retail purchase price of the Product.

COSTS OF PROCUREMENT

For the avoidance of doubt, in no event will Razer be liable for any costs of procurement unless it has been advised of the possibility of such damages, and in no case shall Razer be liable for any costs of procurement liability exceeding the retail purchase price of the Product.

GENERAL

These terms shall be governed by and construed under the laws of the jurisdiction in which the Product was purchased. If any term herein is held to be invalid or unenforceable, then such term (in so far as it is invalid or unenforceable) shall be given no effect and deemed to be excluded without invalidating any of the remaining terms. Razer reserves the right to amend any term at any time without notice.