



Designed with gaming in mind, we focused on developing the most powerful tablet in the world that runs all PC games and applications. It's not just a tablet, but a PC and a console. The Razer Edge is the world's first tablet designed for PC gamers.

The latest Intel® Core™ i5/i7 processor and NVIDIA® GeForce® graphics are powering all of your favorite PC games and applications on a high definition multi-touch 10-inch display, in an ultra-portable form factor.

The Razer Edge elevates the gaming experience to all tablets out there. It's a Tablet, it's a PC, it's a Console. Pair the Razer Edge with the Razer Keyboard Dock to play any PC game out of the box, with the Gamepad Controller for mobile console gaming, or connect multiple gamepads to the Docking Station for a mobile or home console gaming experience.

TABLE OF CONTENTS

PACKAGE CONTENTS / REGISTRATION / TECHNICAL SUPPORT	4
DEVICE LAYOUT.....	5
SETTING UP YOUR DOCKING STATION	6
SAFETY AND MAINTENANCE	8
LEGALESE	9

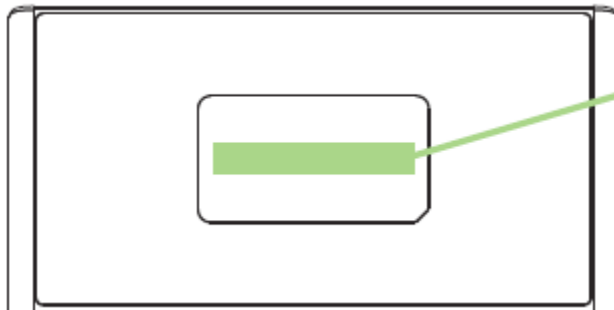
PACKAGE CONTENTS / REGISTRATION / TECHNICAL SUPPORT

PACKAGE CONTENTS

- Docking Station for Razer Edge
- Quick Start Guide

REGISTRATION

- Please visit www.razerzone.com/registration for online product registration.



*Your product's serial number
can be found here.*

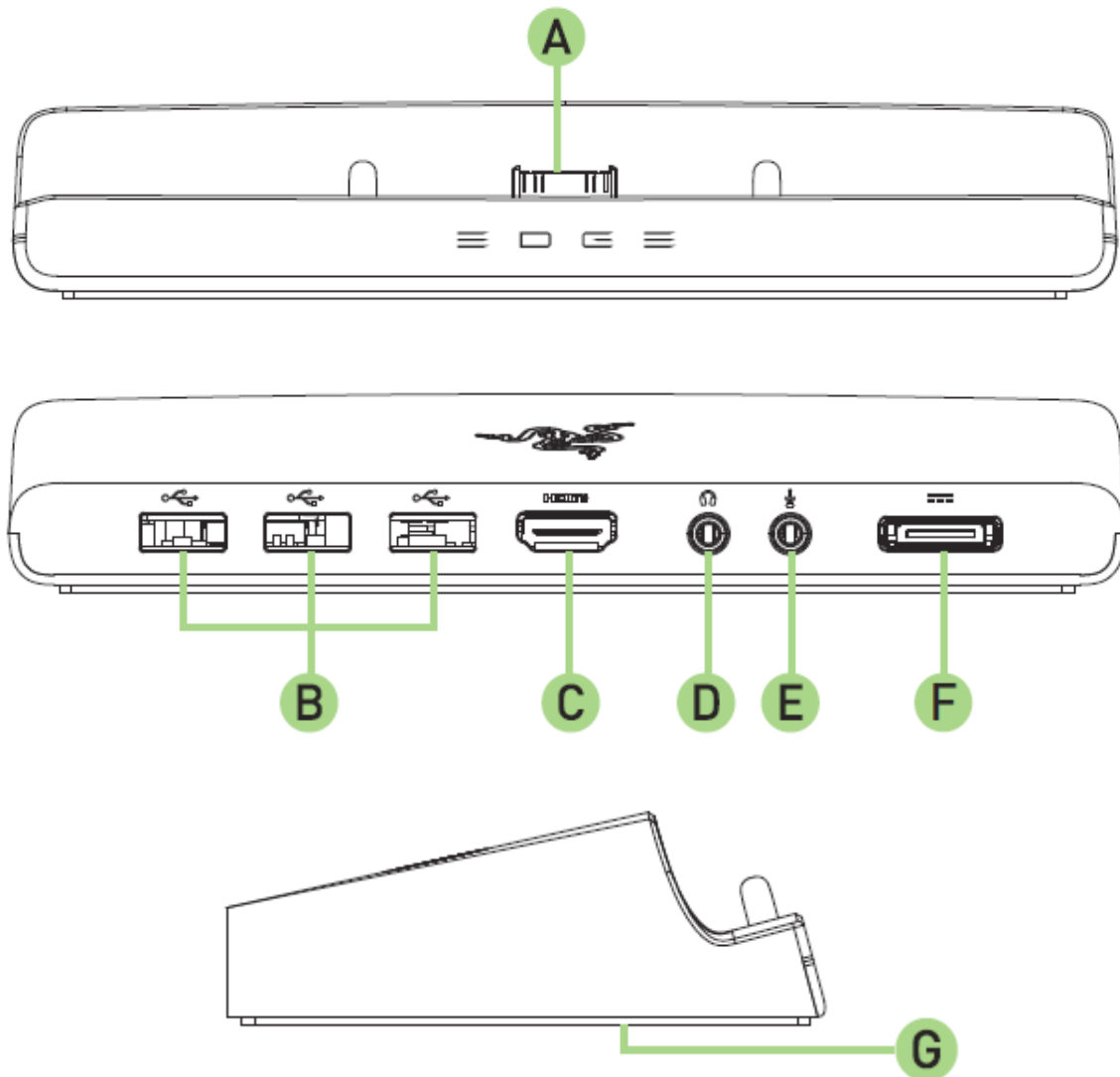
Bottom View

TECHNICAL SUPPORT

What you'll get:

- 1 year limited manufacturer's warranty.
- Free online technical support at www.razersupport.com.

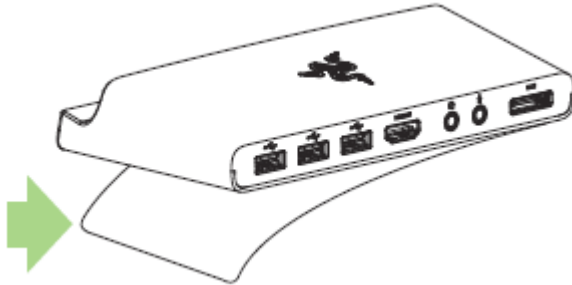
DEVICE LAYOUT



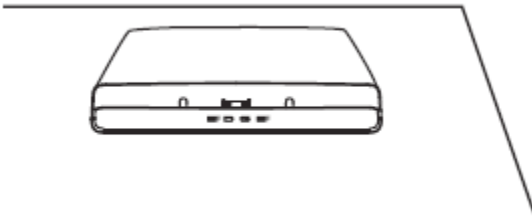
- A. Integrated Data / Power Connector
- B. USB 2.0 Ports
- C. HDMI Port
- D. Audio Out
- E. Microphone In
- F. Integrated Data / Power Port
- G. Non-Slip Rubber Base with Protective Film

SETTING UP YOUR DOCKING STATION

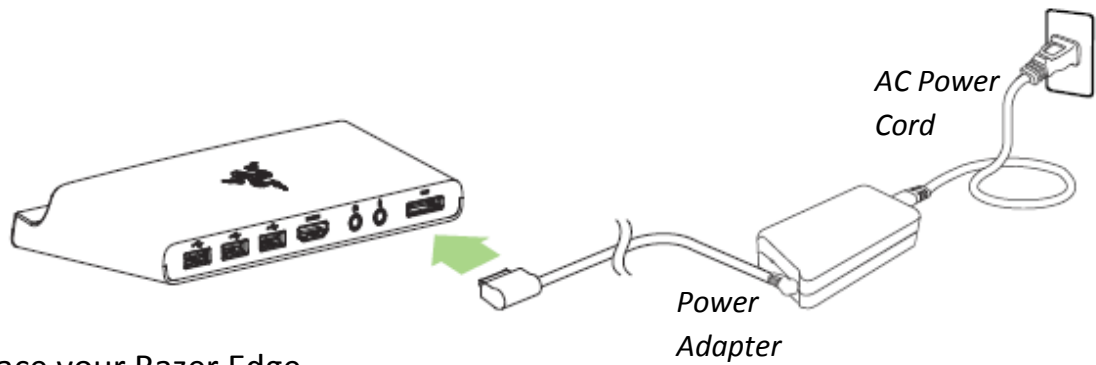
1. Remove the protective film.



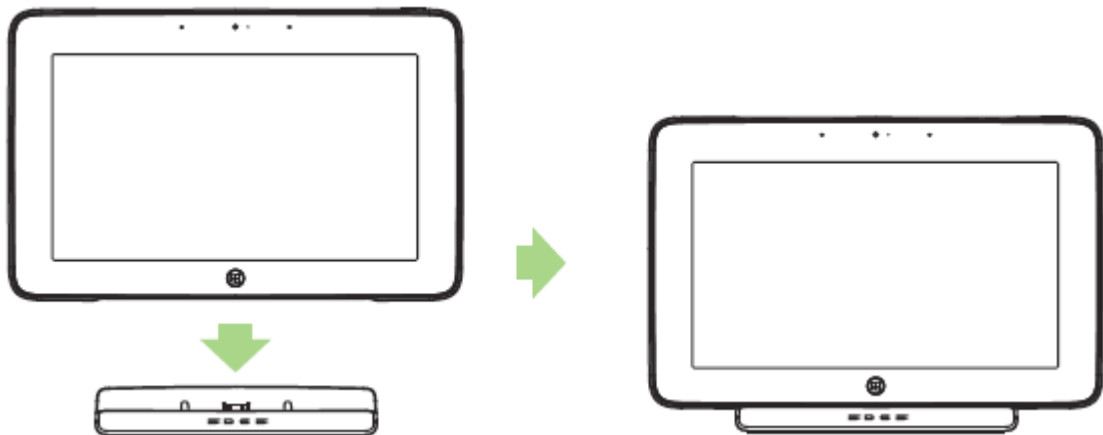
2. Place the docking station on your desk.



3. Connect the power adapter.

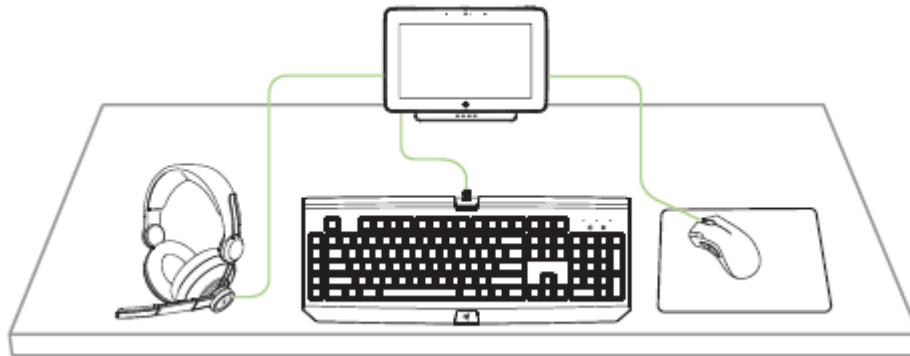


4. Place your Razer Edge.

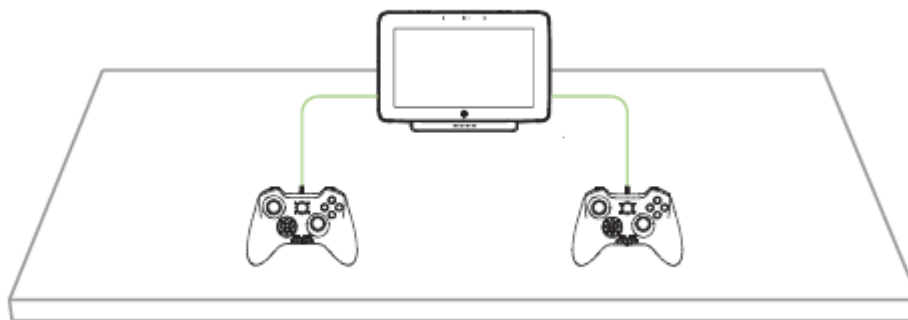


5. Connect your other peripherals to the Docking Station.

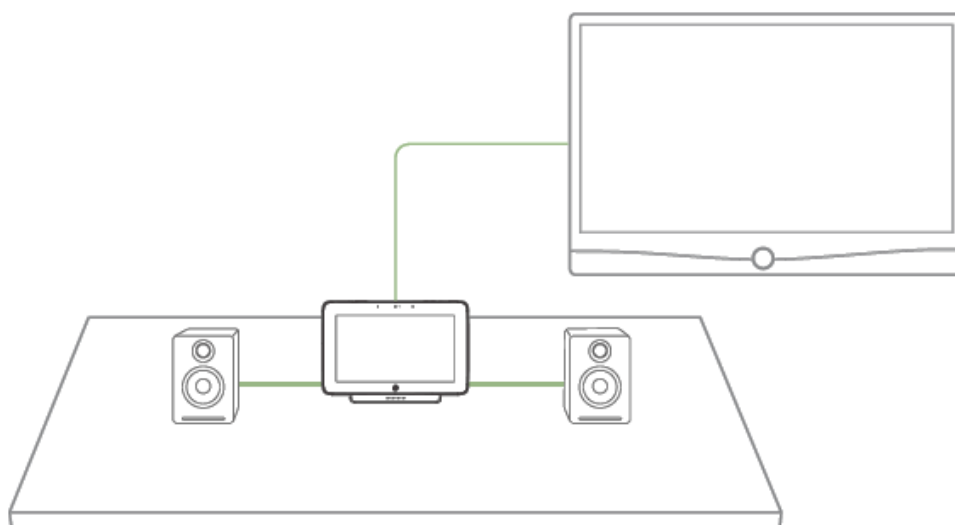
PC Gaming Mode



Console Gaming Mode



Home Entertainment Mode



SAFETY AND MAINTENANCE

SAFETY GUIDELINES

In order to achieve maximum safety while using your Docking Station, we suggest that you adopt the following guidelines:

1. Should you have trouble operating the device properly and troubleshooting does not work, contact the Razer hotline or go to www.razersupport.com for support. Do not attempt to service or fix the device yourself at any time.
2. Do not take apart the device (doing so will void your warranty) and do not operate it under abnormal current loads.
3. Keep your device away from liquid, humidity or moisture. Operate your device only within the specified temperature range of 0°C (32°F) to 35°C (95°F). Should you operate it in a temperature that is beyond this range, unplug and switch off the device in order to let the temperature stabilize within the optimal temperature range.

MAINTENANCE AND USE

The Docking Station requires minimum maintenance to keep it in optimum condition. Once a month we recommend you unplug the device and clean it using a soft cloth or cotton swab with a bit of warm water to prevent dirt build-up. Do not use soap or harsh cleaning agents.

LEGALESE

COPYRIGHT AND INTELLECTUAL PROPERTY INFORMATION

©2012 Razer USA Ltd. Patent Pending. All Rights Reserved. Razer, the Razer Triple-Headed Snake logo, the Razer distressed word logo and other trademarks contained herein are trademarks or registered trademarks of Razer USA Ltd and/or its affiliated or associated companies, registered in the United States and/or other countries.

Razer USA Ltd (“Razer”) may have copyright, trademarks, trade secrets, patents, patent applications, or other intellectual property rights (whether registered or unregistered) concerning the product in this guide. Furnishing of this guide does not give you a license to any such copyright, trademark, patent or other intellectual property right. The Docking Station for Razer Edge (the “Product”) may differ from pictures whether on packaging or otherwise. Razer assumes no responsibility for such differences or for any errors that may appear. Information contained herein is subject to change without notice.

LIMITED PRODUCT WARRANTY

For the latest and current terms of the Limited Product Warranty, please visit www.razerzone.com/warranty.

LIMITATION OF LIABILITY

Razer shall in no event be liable for any lost profits, loss of information or data, special, incidental, indirect, punitive or consequential or incidental damages, arising in any way out of distribution of, sale of, resale of, use of, or inability to use the Product. In no event shall Razer’s liability exceed the retail purchase price of the Product.

COSTS OF PROCUREMENT

For the avoidance of doubt, in no event will Razer be liable for any costs of procurement unless it has been advised of the possibility of such damages, and in no case shall Razer be liable for any costs of procurement liability exceeding the retail purchase price of the Product.

GENERAL

These terms shall be governed by and construed under the laws of the jurisdiction in which the Product was purchased. If any term herein is held to be invalid or unenforceable, then such term (in so far as it is invalid or unenforceable) shall be given no effect and deemed to be excluded without invalidating any of the remaining terms. Razer reserves the right to amend any term at any time without notice.