

The header features a black rectangular background. On the left, the word "RAZER" is written in a green, stylized font with a double-stroke effect. Below it, the word "KRAKEN" is in a large, bold, white sans-serif font, followed by "MOBILE" in a slightly smaller, white sans-serif font. On the right side of the header, there is a green neon-style outline of the Razer logo, which is a stylized three-headed snake.

RAZER

KRAKEN MOBILE



Made to be the perfect companion for wherever life takes you, the Razer Kraken Mobile gives you impressive audio quality in a form factor that's incredibly mobile. This durable yet lightweight headset is made for Apple™ iOS with an in-line mic and media controls, so you have easy access to all features even when you're on the move.

Beneath the striking neon, the Razer Kraken Mobile is packed with powerful, high-quality drivers enclosed in comfortable, extra-large circumaural ear cushions, allowing you to enjoy an immersive audio experience while turning heads everywhere.

TABLE OF CONTENTS

1. PACKAGE CONTENTS / HARDWARE REQUIREMENTS	2
2. REGISTRATION / TECHNICAL SUPPORT	3
3. TECHNICAL SPECIFICATIONS.....	4
4. DEVICE LAYOUT	5
5. USING YOUR RAZER KRAKEN MOBILE.....	6
6. SAFETY AND MAINTENANCE	9
7. LEGALESE	10

1. PACKAGE CONTENTS / HARDWARE REQUIREMENTS

PACKAGE CONTENTS

- Razer Kraken Mobile analog music & gaming headset
- Important Product Information Guide
- Detachable in-line microphone and remote made for Apple™ iOS

HARDWARE REQUIREMENTS

Audio and Microphone Usage

- Devices with 3.5 mm audio jack
- Devices with 3.5 mm audio + microphone combined jack
(Works with most portable audio/mobile/computing devices including the iPod, iPhone, iPad, Kindle Fire, Android phones, Razer Blade, Macbook Pro, or today's newer Ultrabooks.)

In-line remote usage

- Compatible with most Apple iOS devices via a 3.5mm combined jack.
- Functionality on devices may vary

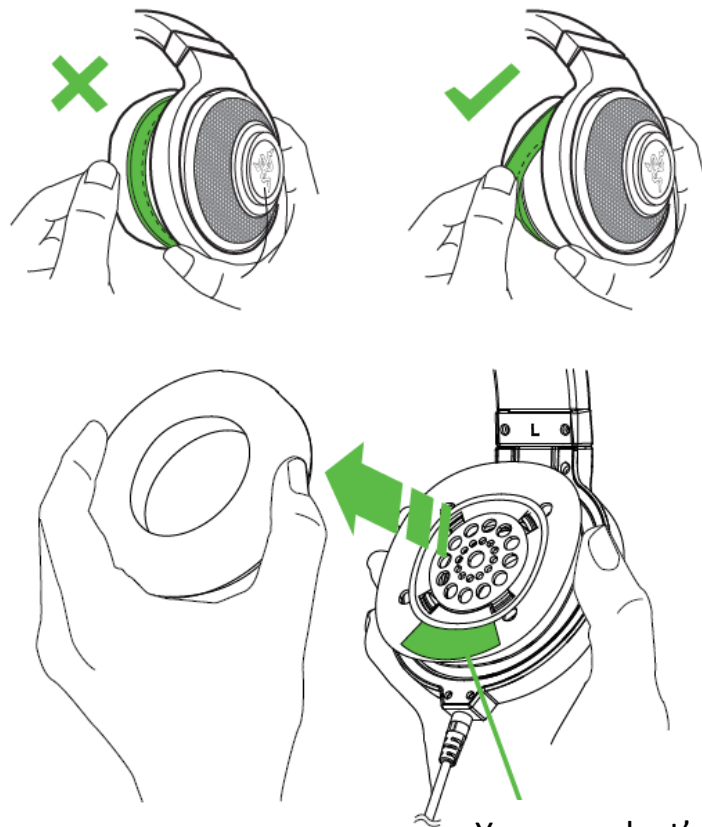
2. REGISTRATION / TECHNICAL SUPPORT

REGISTRATION

Visit www.razerzone.com/razer-id to sign up for a Razer ID now to get a wide range of Razer benefits. For example, get real-time information on your product's warranty status via Razer Synapse. To learn more about Razer Synapse and all its features, visit www.razerzone.com/synapse.

If you already have a Razer ID, register your product by clicking on your email address within the Razer Synapse application and select Warranty Status from the dropdown list.

To register your product online, visit www.razerzone.com/registration. Please note that you will not be able to view your warranty status if you register via the website.



Your product's serial number can be found under the leatherette ear cushion, as shown here.

TECHNICAL SUPPORT

What you'll get:

- 1 year limited manufacturer's warranty,
- Free online technical support at www.razersupport.com.

3. TECHNICAL SPECIFICATIONS

HEADPHONES

- Frequency response: 20 - 20,000 Hz
- Impedance: 32 Ω at 1 kHz
- Sensitivity (@1 kHz): 110 \pm 4 dB at 1 kHz max
- Input power: 50 mW
- Drivers: 40 mm, with neodymium magnets
- Inner ear cup diameter: 50 mm / 0.16 ft
- Connector: Analog 3.5 mm headphone jack
- Cable length: 1.3 m / 4.27 ft
- Approximate weight: 315 g / 0.69 lbs

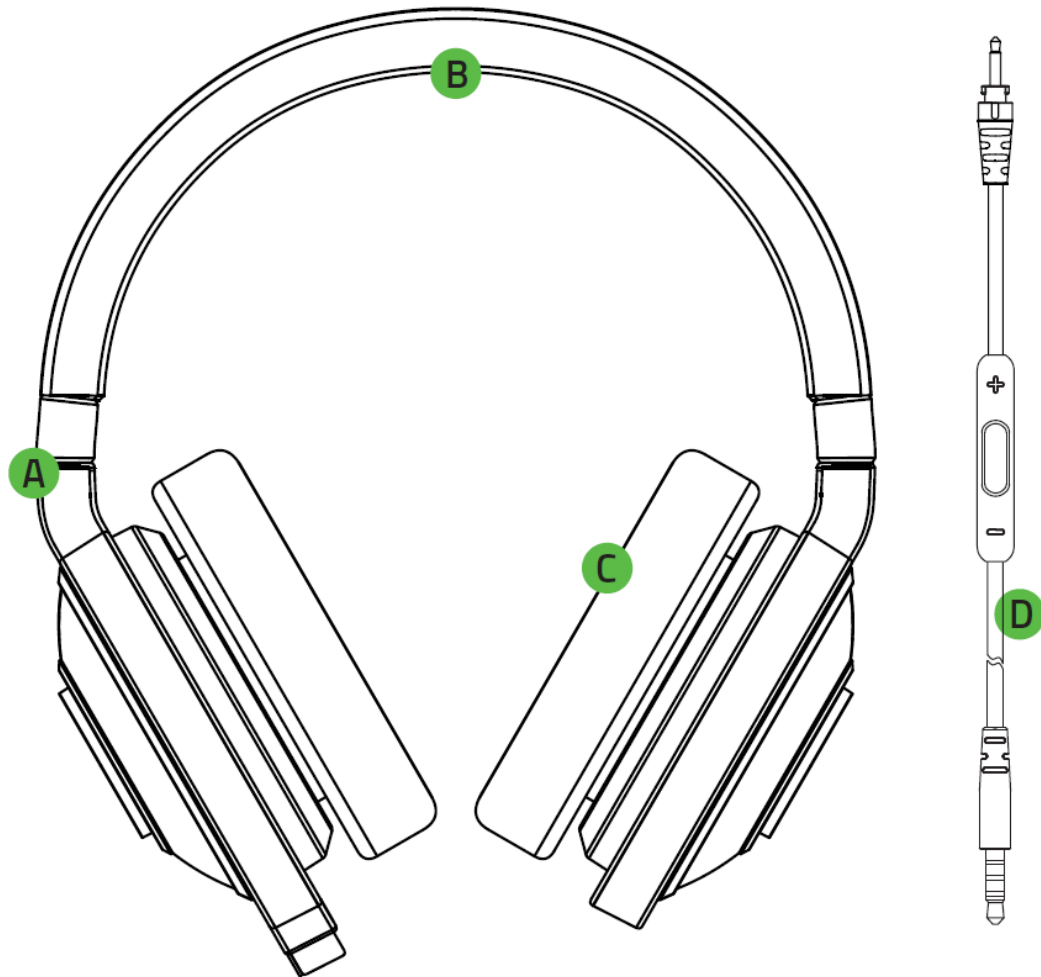
Microphone

- Frequency response: 100 – 10,000 Hz
- Signal-to-noise ratio: 55 dB
- Sensitivity (@1kHz, 1V/Pa): -42 \pm 3 dB
- Pick-up pattern: Omnidirectional

In-line remote

- Center remote button
- Volume control buttons

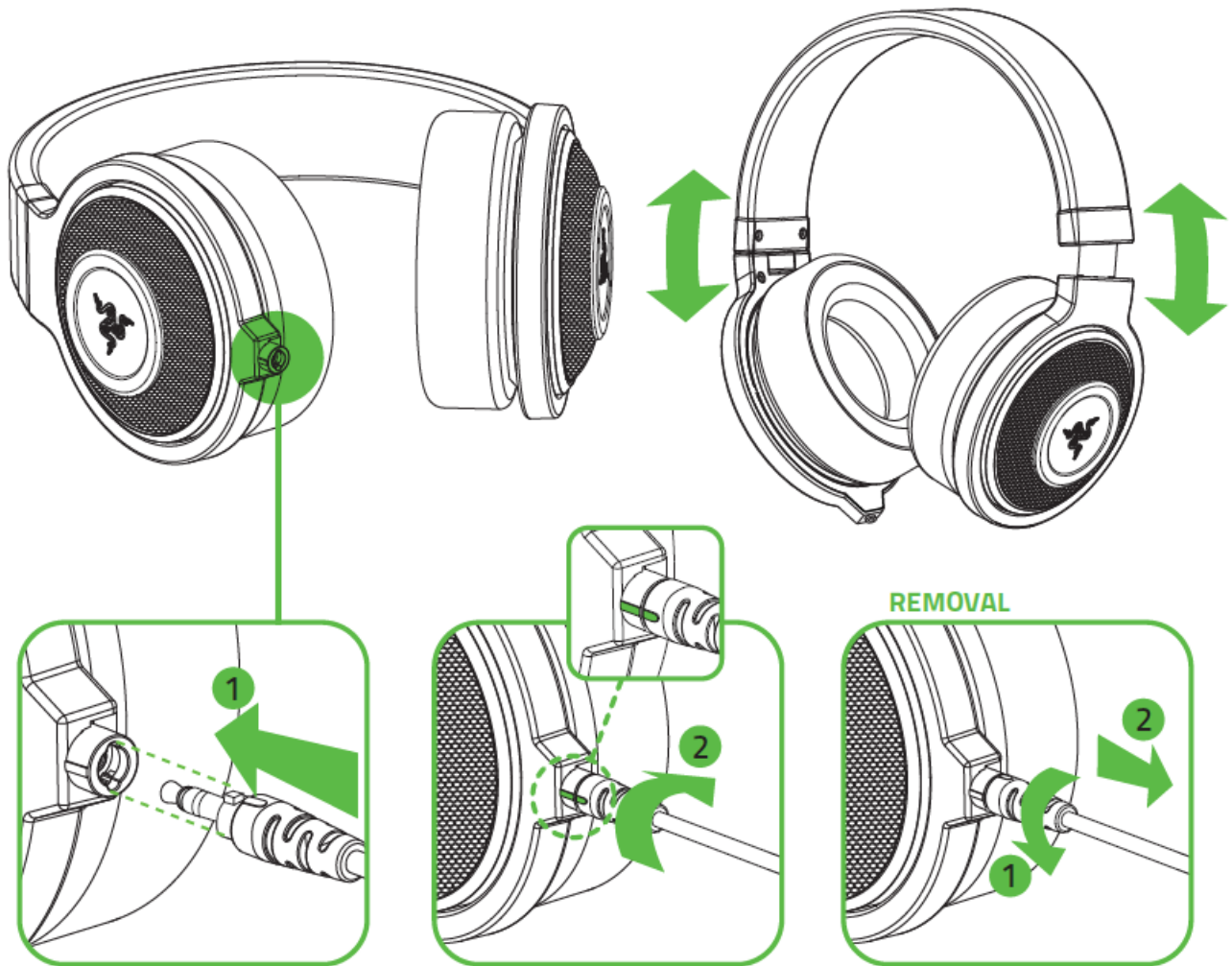
4. DEVICE LAYOUT



- A. Foldable ear cup design
- B. Adjustable padded headband
- C. Circumaural, leatherette ear cushions
- D. Detachable in-line microphone and remote cable made for Apple iOS

5. USING YOUR RAZER KRAKEN MOBILE




SETTING UP YOUR RAZER KRAKEN MOBILE




USING THE MEDIA BUTTONS

The following in-line remote functions are available when connected to an iOS device.

Note: Functionality of the in-line remote may be limited when connected to other devices.

	VOLUME UP BUTTON	
	Single Press	Increase audio volume
	VOLUME DOWN BUTTON	
	Single press	Decrease audio volume
	CENTER BUTTON	
	Single press	Plays/Pause audio playback
		Accept incoming call or end current call
	Double press	Next track
		Hold call and accepts a 2 nd incoming call. Press the button again to return to the previous call.
	Triple press	Previous track
	Press and hold	Decline an incoming call
	Double press and hold on 2 nd press	Fast forwards the current track
	Triple press and hold on 3 rd press	Rewinds the current track

EXTENDING YOUR HEADPHONE'S LIFESPAN



We recommend stretching the headphones gently apart before placing them over your head to minimize headband stress. However, please avoid overstretching the headphones beyond its technical limits.

6. SAFETY AND MAINTENANCE

SAFETY GUIDELINES

In order to achieve maximum safety while using your Razer Kraken Mobile, we suggest that you adopt the following guidelines:

1. Should you have trouble operating the device properly and troubleshooting does not work, unplug the device and contact the Razer hotline or go to www.razersupport.com for support. Do not attempt to service or fix the device yourself at any time.
2. Do not take apart the device (doing so will also void your warranty) and do not attempt to service it yourself or operate it under abnormal current loads.
3. Keep your device away from liquid, humidity or moisture. Operate your device only within the specified temperature range of 0°C (32°F) to 40°C (104°F). Should you operate it in a temperature that is beyond this range, unplug and switch off the device in order to let the temperature stabilize within the optimal temperature range.
4. The device isolates external ambient sounds even at low volumes, resulting in lowered awareness of your external surroundings. Please remove the device when engaging in any activities that requires active awareness of your surroundings.
5. Listening to excessively loud volumes over extended periods of time can damage your hearing. Furthermore, legislation of certain countries permits a maximum sound level of 86db to affect your hearing for 8 hours a day. We therefore recommend that you reduce the volume to a comfortable level when listening for prolonged periods of time. Please, take good care of your hearing.

MAINTENANCE AND USE

The Razer Kraken Mobile requires minimum maintenance to keep it in optimum condition. Once a month we recommend you unplug the device and clean it using a soft cloth or cotton swab with a bit of warm water to prevent dirt buildup. Do not use soap or harsh cleaning agents.

7. LEGALESE

COPYRIGHT AND INTELLECTUAL PROPERTY INFORMATION

©2015 Razer Inc. All Rights Reserved. Razer™, the Razer Triple-Headed Snake logo, the Razer “distressed word” logo and other trademarks set out herein are owned or controlled by Razer Inc. and/or its affiliated companies, pending or registered in the United States and other countries.

Copyright © 2015 Apple Inc. All rights reserved. Apple, the Apple logo, iPod, iPhone and iPad are trademarks of Apple Inc., registered in the U.S. and other countries. IOS is a trademark or registered trademark of Cisco in the U.S. and other countries and is used under license. Other product and company names mentioned herein may be trademarks of their respective companies. “Made for iPod, iPhone and iPad” means that an electronic accessory has been designed to connect specifically to iPod, iPhone, or iPad, respectively, and has been certified by the developer to meet Apple performance standards. Apple is not responsible for the operation of this device or its compliance with safety and regulatory standards.

Razer Inc. and its affiliate companies (“Razer”) may own or control copyright, trademarks, trade secrets, patents, patent applications, or other intellectual property rights (whether registered or unregistered) concerning the product in this guide. Furnishing of this guide does not give you a license to any such copyright, trademark, patent or other intellectual property right. The Razer Kraken Mobile (the “Product”) may differ from pictures whether on packaging or otherwise. Razer assumes no responsibility for such differences or for any errors that may appear. Information contained herein is subject to change without notice.

LIMITED PRODUCT WARRANTY

For the latest and current terms of the Limited Product Warranty, please visit www.razerzone.com/warranty.

LIMITATION OF LIABILITY

Razer shall in no event be liable for any lost profits, loss of information or data, special, incidental, indirect, punitive or consequential or incidental damages, arising in any way out of distribution of, sale of, resale of, use of, or inability to use the Product. In no event shall Razer’s liability exceed the retail purchase price of the Product.

COSTS OF PROCUREMENT

For the avoidance of doubt, in no event will Razer be liable for any costs of procurement unless it has been advised of the possibility of such damages, and in no case shall Razer be liable for any costs of procurement liability exceeding the retail purchase price of the Product.

GENERAL

These terms shall be governed by and construed under the laws of the jurisdiction in which the Product was purchased. If any term herein is held to be invalid or unenforceable, then such term (in so far as it is invalid or unenforceable) shall be given no effect and deemed to be excluded without invalidating any of the remaining terms. Razer reserves the right to amend any term at any time without notice.